



Real GDP Growth: 2024 Q3 5.5% NCPI Y-o-Y Change: November -1.7% CCPI Y-o-Y Change: December -1.7%

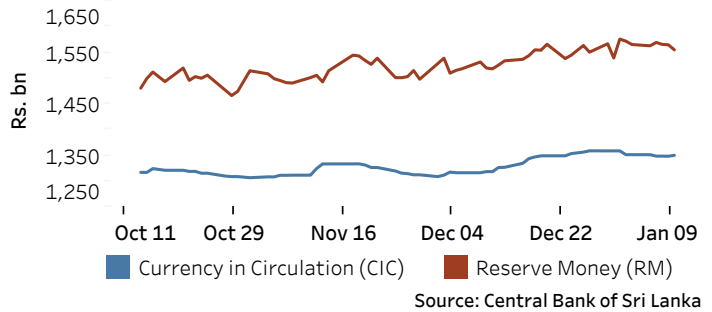
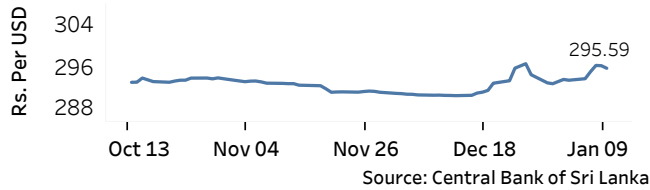
Exchange Rates

10-Jan-25	TT Buying	TT Selling
	(Rs. Per Unit)	(Rs. Per Unit)
USD	290.6412	299.2063
GBP	355.9865	369.7745
EUR	297.6180	309.9692
JPY	1.8282	1.9014

Currency and Reserve Money

	(Rs.mn) 09-Jan-25	10-Jan-25
Currency in Circulation	1,348,299.76	1,350,050.03
Reserve Money	1,565,101.63	1,555,138.55

Indicative Rate of the USD/LKR Spot Exchange Rate



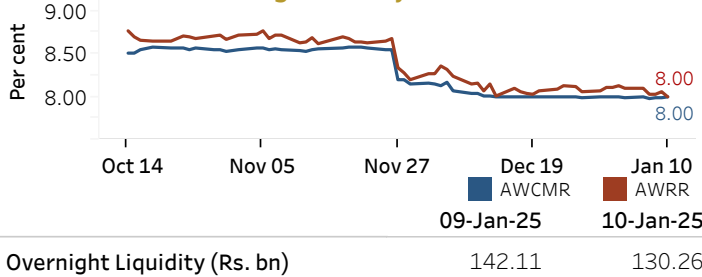
Money Market

Policy Rate(OPR): 8.00%

SRR: 2.00%

Weekly AWPR: 8.74%

Overnight Money Market



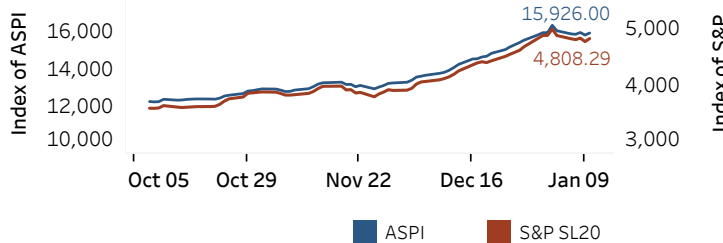
Yield Rates of T-Bills

	(per cent)	
	Primary Market 08-Jan-25	Secondary Market 10-Jan-25 ^(a)
91 Day	8.47	8.35
182 Day	8.60	-
364 Day	8.90	8.81

Source: Central Bank of Sri Lanka

Share Market

ASPI and S&P SL 20



10-Jan-25

Daily Turnover (Rs. mn)	3,723.01
Market Capitalization (Rs. bn)	5,698.13
PE Ratio	8.89

Foreign Purchases and Sales

	(Rs. mn)
Foreign Purchases	86.46
Foreign Sales	186.97

Source: Colombo Stock Exchange

Energy

CPC Local Prices (LKR per Litre): Petrol (92 octane): 309.00

Auto Diesel: 286.00

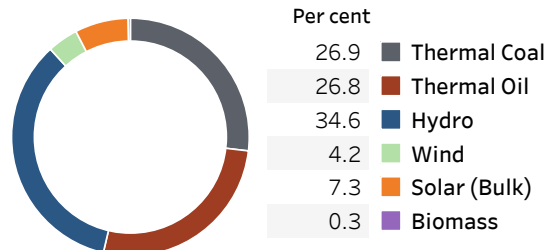
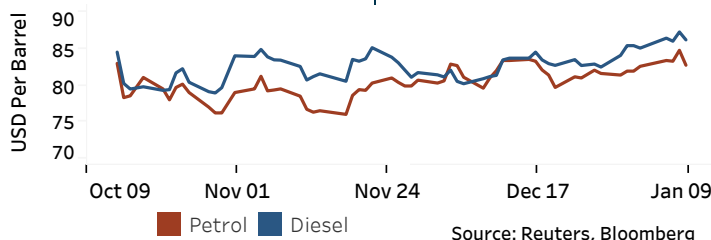
Kerosene: 183.00

Global Petroleum Products

Crude Oil (USD per Barrel)			Refined (Singapore Platts)		
15-Jan-25 ^(b)			09-Jan-25		
Brent	WTI	OPEC	Petrol	Diesel	Kerosene
79.98	77.66	77.94	82.75	86.23	90.43

Electricity Generation

	09-Jan-25	10-Jan-25
Total Energy (GWh)	48.29	48.50
Peak Demand (MW)	2,584.70	2,533.30



Source: Ceylon Electricity Board