



Real GDP Growth: 2024 Q3 5.5% NCPI Y-o-Y Change: November -1.7% CCPI Y-o-Y Change: December -1.7%

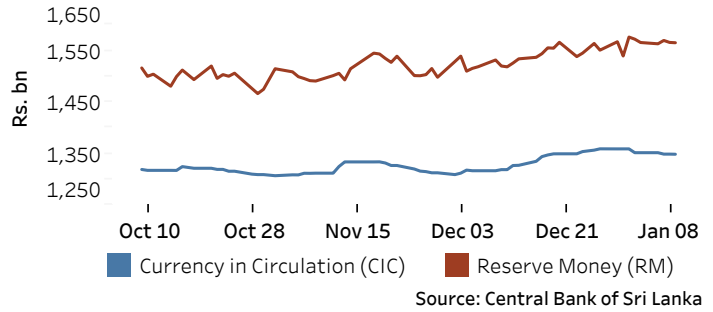
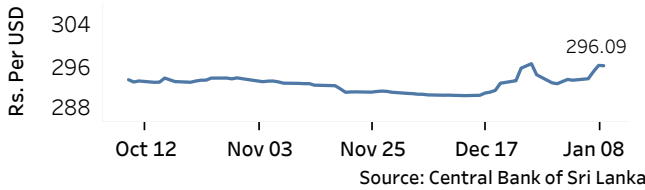
Exchange Rates

09-Jan-25	TT Buying	TT Selling
	(Rs. Per Unit)	(Rs. Per Unit)
USD	291.7598	300.3145
GBP	359.0172	372.9059
EUR	299.2742	311.6353
JPY	1.8375	1.9113

Currency and Reserve Money

	(Rs.mn) 08-Jan-25	09-Jan-25
Currency in Circulation	1,348,537.63	1,348,299.76
Reserve Money	1,565,735.73	1,565,101.63

Indicative Rate of the USD/LKR Spot Exchange Rate



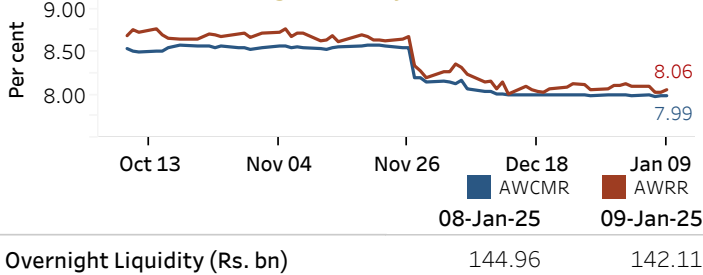
Money Market

Policy Rate(OPR): 8.00%

SRR: 2.00%

Weekly AWPR: 8.90%

Overnight Money Market

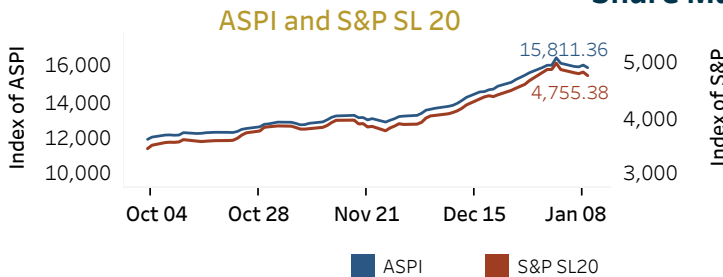


Yield Rates of T-Bills

	(per cent)	
	Primary Market 08-Jan-25	Secondary Market 09-Jan-25 ^(a)
91 Day	8.47	8.47
182 Day	8.60	8.60
364 Day	8.90	8.83

Source: Central Bank of Sri Lanka

Share Market



09-Jan-25

Daily Turnover (Rs. mn)	4,128.94
Market Capitalization (Rs. bn)	5,662.23
PE Ratio	8.83

Foreign Purchases and Sales

	(Rs. mn)
Foreign Purchases	267.07
Foreign Sales	305.06

Source: Colombo Stock Exchange

Energy

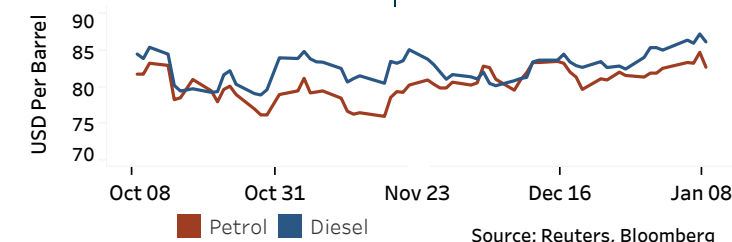
CPC Local Prices (LKR per Litre): Petrol (92 octane): 309.00

Auto Diesel: 286.00

Kerosene: 183.00

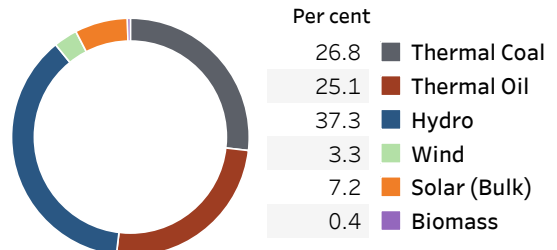
Global Petroleum Products

Crude Oil (USD per Barrel)			Refined (Singapore Platts)		
10-Jan-25 ^(b)		08-Jan-25	09-Jan-25		
Brent	WTI	OPEC	Petrol	Diesel	Kerosene
77.07	74.08	76.93	82.75	86.23	90.43



Electricity Generation

	08-Jan-25	09-Jan-25
Total Energy (GWh)	47.38	48.29
Peak Demand (MW)	2,565.00	2,584.70



Source: Ceylon Electricity Board