



Real GDP Growth: 2024 Q2 4.7% NCPI Y-o-Y Change: September -0.2% CCPI Y-o-Y Change: September -0.5%

Exchange Rates

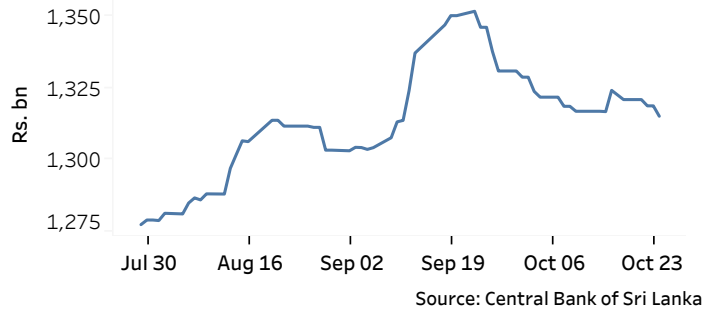
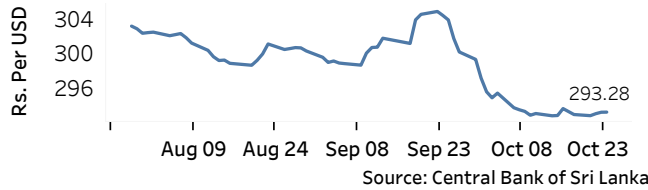
24-Oct-24	TT Buying	TT Selling
	(Rs. Per Unit)	(Rs. Per Unit)
USD	289.0028	298.1109
GBP	372.3643	386.9801
EUR	310.1563	323.2757
JPY	1.8879	1.9659

Currency in Circulation

(Rs.mn)

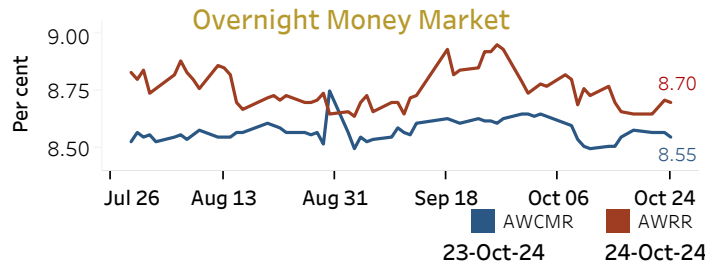
22-Oct-24	23-Oct-24	24-Oct-24
1,318,844.97	1,318,844.92	1,315,237.16

Indicative Rate of the USD/LKR Spot Exchange Rate



Money Market

Policy Rates: SDF Rate: 8.25% SLF Rate: 9.25% SRR: 2.00% Weekly AWPR: 9.10%



Yield Rates of T-Bills

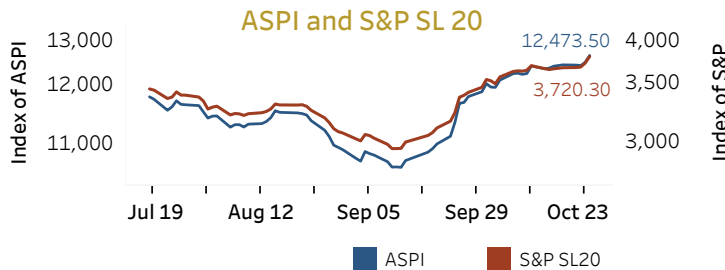
(per cent)

	Primary Market	Secondary Market
	23-Oct-24	24-Oct-24 ^(a)
91 Day	9.32	-
182 Day	9.65	9.55
364 Day	9.95	9.96

Overnight Liquidity (Rs. bn) 144.13 153.57

Source: Central Bank of Sri Lanka

Share Market



24-Oct-24

Daily Turnover (Rs. mn)	4,791.99
Market Capitalization (Rs. bn)	4,578.40
PE Ratio	8.37

Foreign Purchases and Sales

(Rs. mn)

Foreign Purchases	159.53
Foreign Sales	199.36

Source: Colombo Stock Exchange

Energy

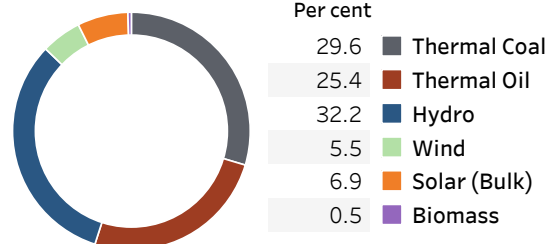
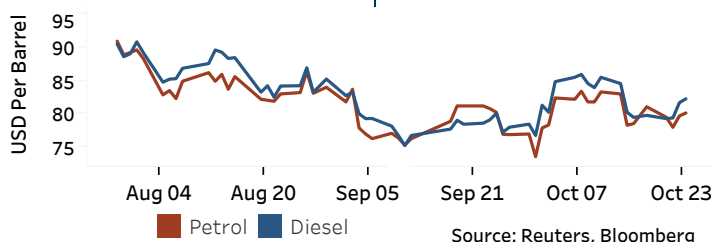
CPC Local Prices (LKR per Litre): Petrol (92 octane): 311.00 Auto Diesel: 283.00 Kerosene: 183.00

Global Petroleum Products

Crude Oil (USD per Barrel)			Refined (Singapore Platts)		
25-Oct-24 ^(b)		23-Oct-24	24-Oct-24		
Brent	WTI	OPEC	Petrol	Diesel	Kerosene
74.56	70.39	74.47	80.15	82.27	88.63

Electricity Generation

	23-Oct-24	24-Oct-24
Total Energy (GWh)	45.96	44.15
Peak Demand (MW)	2,428.40	2,453.00



Source: Ceylon Electricity Board