



Real GDP Growth: 2024 Q1 5.3%

NCPI Y-o-Y Change: June 2.4%

CCPI Y-o-Y Change: July 2.4%

Exchange Rates

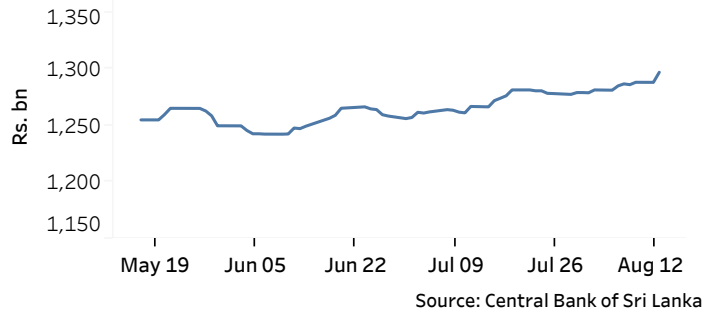
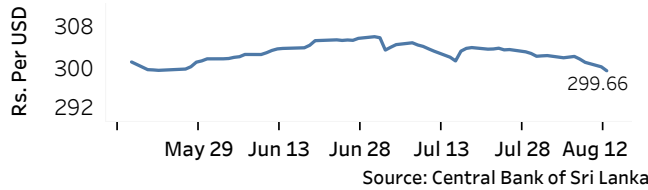
13-Aug-24	TT Buying	TT Selling
	(Rs. Per Unit)	(Rs. Per Unit)
USD	295.0812	304.2751
GBP	375.5144	390.2431
EUR	321.0132	334.4846
JPY	1.9944	2.0754

Currency in Circulation

(Rs.mn)

09-Aug-24	12-Aug-24	13-Aug-24
1,288,274.66	1,288,212.11	1,297,127.22

Indicative Rate of the USD/LKR Spot Exchange Rate



Money Market

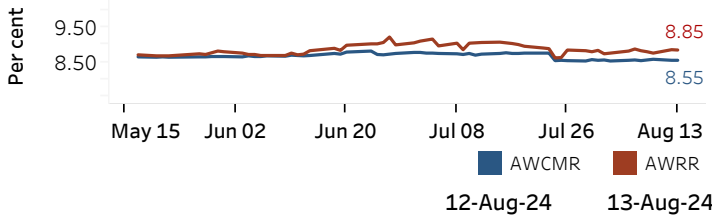
Policy Rates: SDF Rate: 8.25%

SLF Rate: 9.25%

SRR: 2.00%

Weekly AWPR: 9.05%

Overnight Money Market



Yield Rates of T-Bills

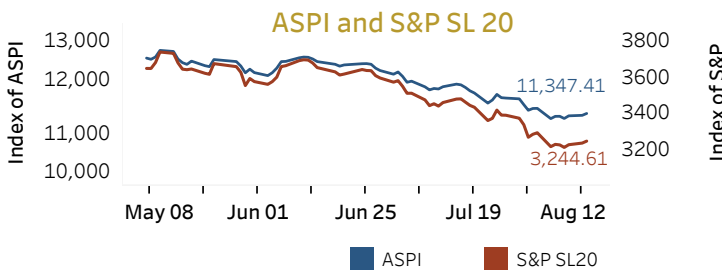
(per cent)

	Primary Market	Secondary Market
	07-Aug-24	13-Aug-24 ^(a)
91 Day	9.22	-
182 Day	9.56	-
364 Day	10.06	10.01

Source: Central Bank of Sri Lanka

Overnight Liquidity (Rs. bn)	118.24	62.66
------------------------------	--------	-------

Share Market



13-Aug-24

Daily Turnover (Rs. mn)	648.62
Market Capitalization (Rs. bn)	4,498.09
PE Ratio	9.19

Foreign Purchases and Sales

(Rs. mn)

Foreign Purchases	110.77
Foreign Sales	133.76

Source: Colombo Stock Exchange

Energy

CPC Local Prices (LKR per Litre): Petrol (92 octane): 344.00

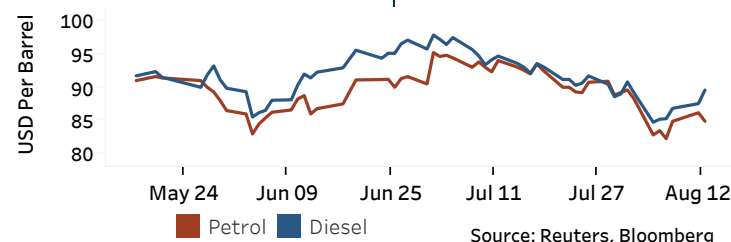
Auto Diesel: 317.00

Kerosene: 202.00

Global Petroleum Products

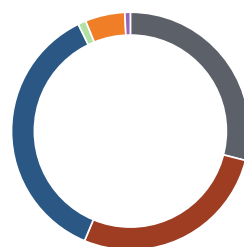
(USD per Barrel)

Crude Oil			Refined (Singapore Platts)		
14-Aug-24 ^(b)	12-Aug-24	OPEC	Petrol	Diesel	Kerosene
Brent	WTI				
80.99	78.72	79.80	84.90	89.58	94.65



Electricity Generation

	12-Aug-24	13-Aug-24
Total Energy (GWh)	47.32	47.20
Peak Demand (MW)	2,343.90	2,460.60



Per cent

29.0	Thermal Coal
27.3	Thermal Oil
36.5	Hydro
1.1	Wind
5.4	Solar (Bulk)
0.7	Biomass

Source: Ceylon Electricity Board