

Daily Economic Indicators

26 July 2024



Central Bank of Sri Lanka
Statistics Department

Real GDP Growth: 2024 Q1 5.3%

NCPI Y-o-Y Change: June 2.4%

CCPI Y-o-Y Change: June 1.7%

Exchange Rates

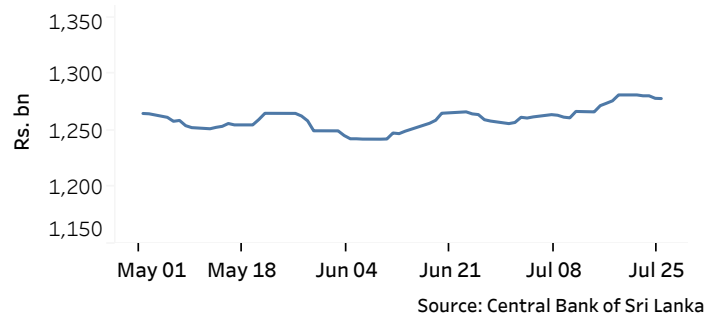
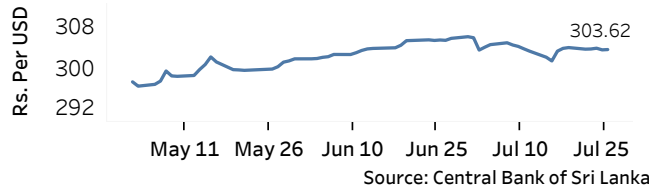
	TT Buying (Rs. Per Unit)	TT Selling (Rs. Per Unit)
26-Jul-24		
USD	298.7131	307.9537
GBP	382.6456	397.7100
EUR	322.4882	336.0932
JPY	1.9330	2.0125

Currency in Circulation

(Rs.mn)

	24-Jul-24	25-Jul-24	26-Jul-24
	1,280,749.26	1,278,525.47	1,278,319.87

Indicative Rate of the USD/LKR Spot Exchange Rate



Money Market

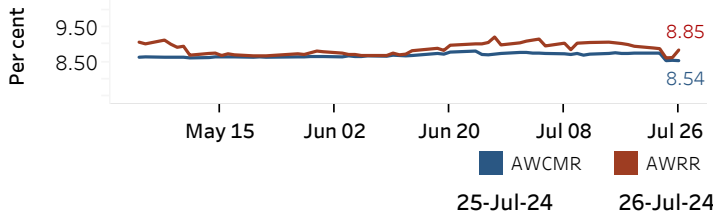
Policy Rates: SDF Rate: 8.25%

SLF Rate: 9.25%

SRR: 2.00%

Weekly AWPR: 8.81%

Overnight Money Market



Yield Rates of T-Bills

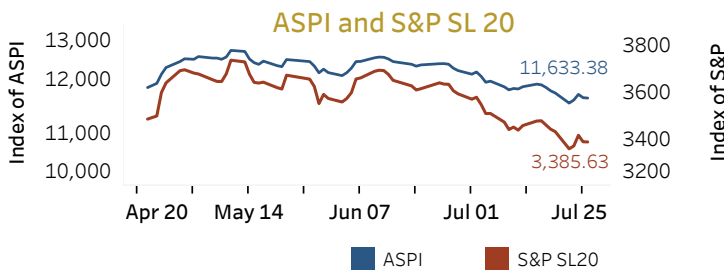
(per cent)

	Primary Market 24-Jul-24	Secondary Market 26-Jul-24 ^(a)
91 Day	9.14	9.00
182 Day	9.34	-
364 Day	9.95	9.86

Source: Central Bank of Sri Lanka

Overnight Liquidity (Rs. bn)	82.56	86.96
------------------------------	-------	-------

Share Market



26-Jul-24

Daily Turnover (Rs. mn)	575.49
Market Capitalization (Rs. bn)	4,601.27
PE Ratio	9.40

Foreign Purchases and Sales

(Rs. mn)

Foreign Purchases	6.57
Foreign Sales	50.85

Source: Colombo Stock Exchange

Energy

CPC Local Prices (LKR per Litre): Petrol (92 octane): 344.00

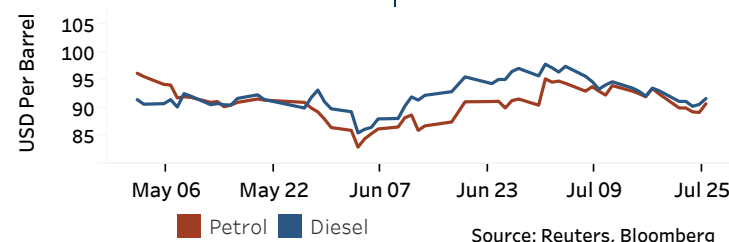
Auto Diesel: 317.00

Kerosene: 202.00

Global Petroleum Products

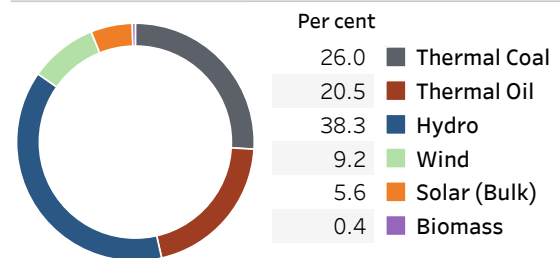
(USD per Barrel)

Crude Oil			Refined (Singapore Platts)		
29-Jul-24 ^(b)	25-Jul-24		26-Jul-24		
Brent	WTI	OPEC	Petrol	Diesel	Kerosene
81.32	77.22	81.37	90.75	91.69	96.91



Electricity Generation

	25-Jul-24	26-Jul-24
Total Energy (GWh)	49.03	49.43
Peak Demand (MW)	2,545.20	2,505.80



Source: Ceylon Electricity Board

(a) Based on actual transactions above Rs. 50 mn reported up to 4.00 PM (b) Updated at 8.00 AM

Published on 29-Jul-2024