



Real GDP Growth: 2024 Q1 5.3%

NCPI Y-o-Y Change: May 1.6%

CCPI Y-o-Y Change: June 1.7%

Exchange Rates

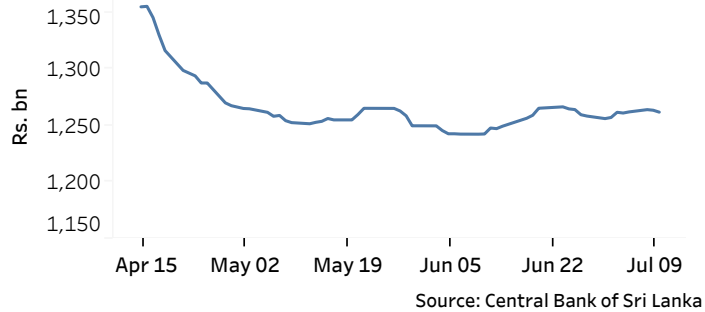
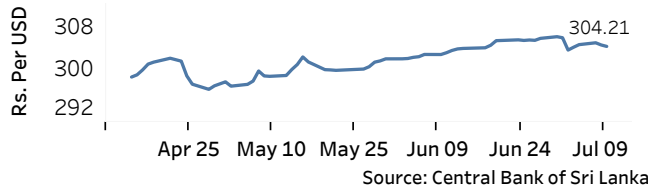
| 10-Jul-24 | TT Buying | TT Selling |
|-----------|----------------|----------------|
| | (Rs. Per Unit) | (Rs. Per Unit) |
| USD | 299.2616 | 308.5052 |
| GBP | 381.1776 | 396.1717 |
| EUR | 321.7831 | 335.4735 |
| JPY | 1.8428 | 1.9207 |

Currency in Circulation

(Rs.mn)

| 08-Jul-24 | 09-Jul-24 | 10-Jul-24 |
|--------------|--------------|--------------|
| 1,264,116.81 | 1,263,578.84 | 1,261,897.12 |

Indicative Rate of the USD/LKR Spot Exchange Rate



Money Market

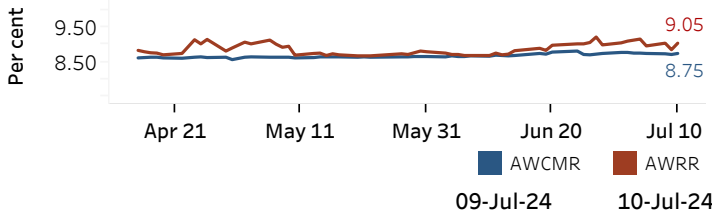
Policy Rates: SDF Rate: 8.50%

SLF Rate: 9.50%

SRR: 2.00%

Weekly AWPR: 9.04%

Overnight Money Market



Yield Rates of T-Bills

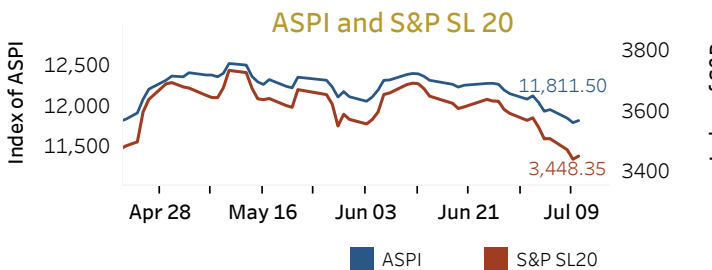
(per cent)

| | Primary Market | Secondary Market |
|---------|----------------|--------------------------|
| | 10-Jul-24 | 10-Jul-24 ^(a) |
| 91 Day | 9.91 | 9.91 |
| 182 Day | 10.10 | 10.11 |
| 364 Day | 10.21 | 10.21 |

Source: Central Bank of Sri Lanka

| | | |
|------------------------------|-------|--------|
| Overnight Liquidity (Rs. bn) | 58.59 | 110.55 |
|------------------------------|-------|--------|

Share Market



10-Jul-24

| | |
|--------------------------------|----------|
| Daily Turnover (Rs. mn) | 801.19 |
| Market Capitalization (Rs. bn) | 4,632.73 |
| PE Ratio | 9.47 |

Foreign Purchases and Sales

(Rs. mn)

| | |
|-------------------|-------|
| Foreign Purchases | 40.46 |
| Foreign Sales | 68.52 |

Source: Colombo Stock Exchange

Energy

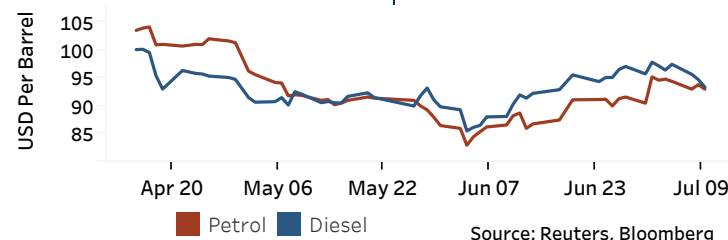
CPC Local Prices (LKR per Litre): Petrol (92 octane): 344.00

Auto Diesel: 317.00

Kerosene: 202.00

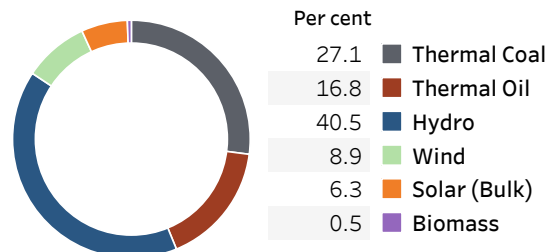
Global Petroleum Products

| Crude Oil (USD per Barrel) | | | Refined (Singapore Platts) | | |
|----------------------------|-------|-----------|----------------------------|--------|----------|
| 11-Jul-24 ^(b) | | 09-Jul-24 | 10-Jul-24 | | |
| Brent | WTI | OPEC | Petrol | Diesel | Kerosene |
| 85.81 | 82.79 | 85.91 | 93.00 | 93.35 | 98.54 |



Electricity Generation

| | 09-Jul-24 | 10-Jul-24 |
|--------------------|-----------|-----------|
| Total Energy (GWh) | 46.83 | 47.40 |
| Peak Demand (MW) | 2,457.30 | 2,458.40 |



Source: Ceylon Electricity Board