



Real GDP Growth: 2024 Q1 5.3%

NCPI Y-o-Y Change: May 1.6%

CCPI Y-o-Y Change: June 1.7%

Exchange Rates

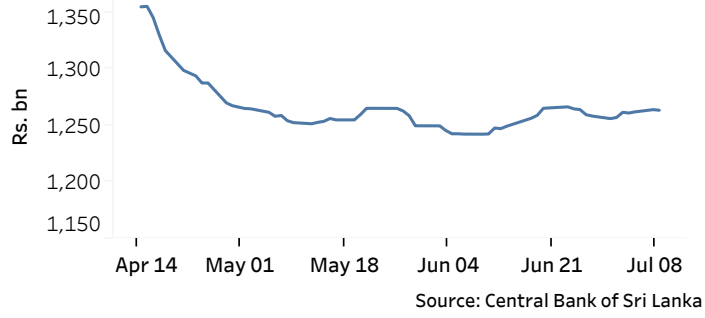
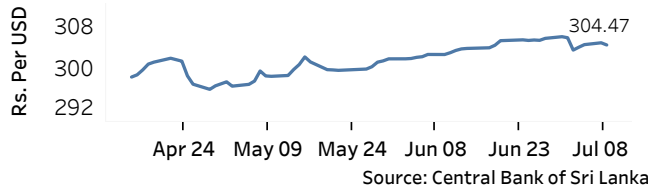
09-Jul-24	TT Buying	TT Selling
	(Rs. Per Unit)	(Rs. Per Unit)
USD	299.7910	309.1277
GBP	382.6016	397.2725
EUR	322.8014	336.2069
JPY	1.8512	1.9311

Currency in Circulation

(Rs.mn)

05-Jul-24	08-Jul-24	09-Jul-24
1,262,118.45	1,264,116.81	1,263,578.84

Indicative Rate of the USD/LKR Spot Exchange Rate



Money Market

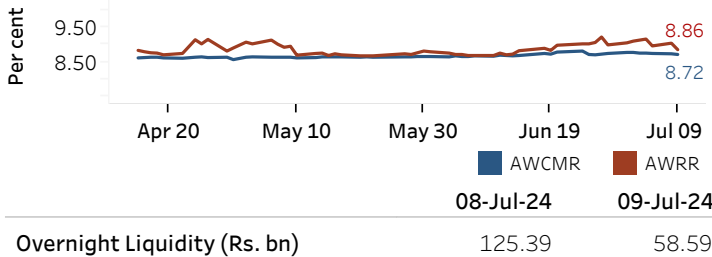
Policy Rates: SDF Rate: 8.50%

SLF Rate: 9.50%

SRR: 2.00%

Weekly AWPR: 9.04%

Overnight Money Market



Yield Rates of T-Bills

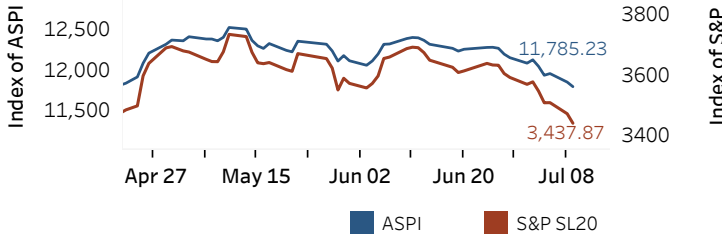
(per cent)

	Primary Market	Secondary Market
	03-Jul-24	09-Jul-24 ^(a)
91 Day	10.07	9.93
182 Day	10.19	-
364 Day	10.31	10.10

Source: Central Bank of Sri Lanka

Share Market

ASPI and S&P SL 20



09-Jul-24

Daily Turnover (Rs. mn)	483.26
Market Capitalization (Rs. bn)	4,622.16
PE Ratio	9.45

Foreign Purchases and Sales

(Rs. mn)

Foreign Purchases	11.29
Foreign Sales	8.66

Source: Colombo Stock Exchange

Energy

CPC Local Prices (LKR per Litre): Petrol (92 octane): 344.00

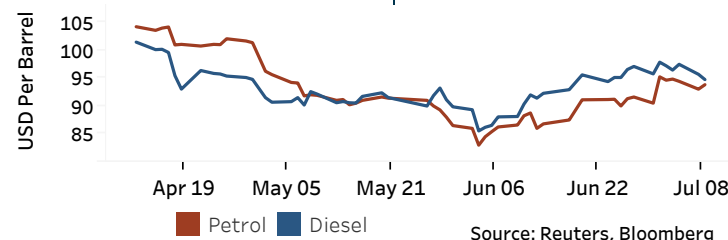
Auto Diesel: 317.00

Kerosene: 202.00

Global Petroleum Products

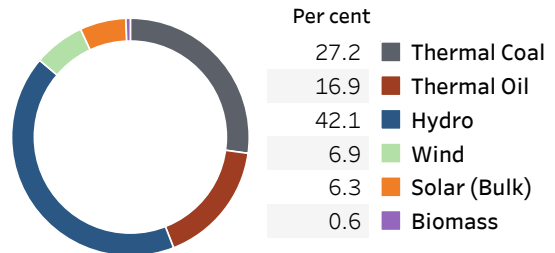
(USD per Barrel)

Crude Oil			Refined (Singapore Platts)		
10-Jul-24 ^(b)		08-Jul-24	09-Jul-24		
Brent	WTI	OPEC	Petrol	Diesel	Kerosene
84.68	81.49	86.81	93.80	94.71	99.87



Electricity Generation

	08-Jul-24	09-Jul-24
Total Energy (GWh)	45.00	46.83
Peak Demand (MW)	2,391.40	2,457.30



Source: Ceylon Electricity Board