



Real GDP Growth: 2024 Q1 5.3%

NCPI Y-o-Y Change: May 1.6%

CCPI Y-o-Y Change: June 1.7%

### Exchange Rates

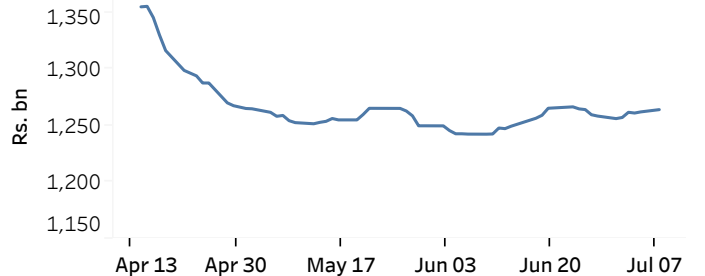
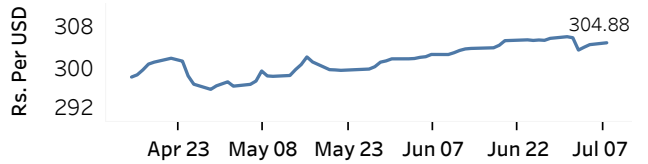
08-Jul-24	TT Buying	TT Selling
	(Rs. Per Unit)	(Rs. Per Unit)
USD	300.0255	309.2202
GBP	382.9390	397.7102
EUR	323.1201	336.6431
JPY	1.8604	1.9380

### Currency in Circulation

(Rs.mn)

04-Jul-24	05-Jul-24	08-Jul-24
1,261,114.73	1,262,118.45	1,264,116.81

### Indicative Rate of the USD/LKR Spot Exchange Rate



### Money Market

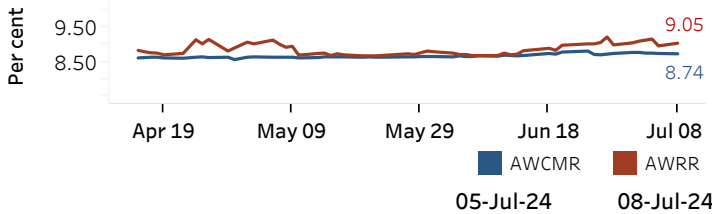
Policy Rates: SDF Rate: 8.50%

SLF Rate: 9.50%

SRR: 2.00%

Weekly AWPR: 9.04%

### Overnight Money Market



### Yield Rates of T-Bills

(per cent)

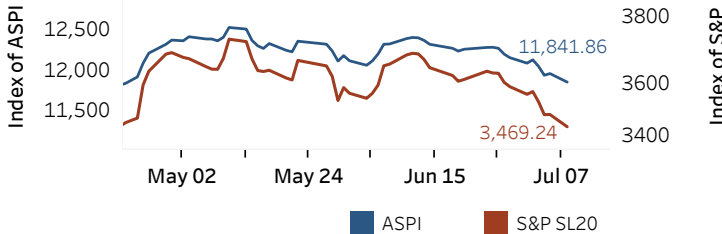
	Primary Market	Secondary Market
	03-Jul-24	08-Jul-24 <sup>(a)</sup>
91 Day	10.07	-
182 Day	10.19	9.25
364 Day	10.31	-

Source: Central Bank of Sri Lanka

Overnight Liquidity (Rs. bn)	05-Jul-24	08-Jul-24
	114.98	125.39

### Share Market

#### ASPI and S&P SL 20



#### 08-Jul-24

Daily Turnover (Rs. mn)	657.03
Market Capitalization (Rs. bn)	4,644.45
PE Ratio	9.49

#### Foreign Purchases and Sales

(Rs. mn)

Foreign Purchases	236.66
Foreign Sales	62.81

Source: Colombo Stock Exchange

### Energy

CPC Local Prices (LKR per Litre): Petrol (92 octane): 344.00

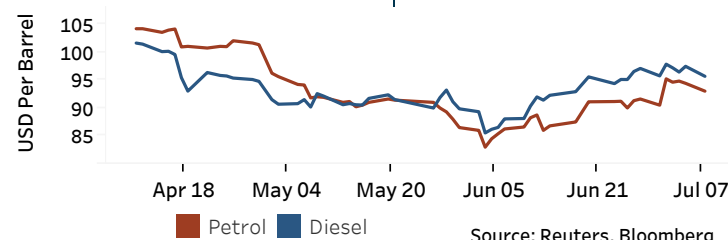
Auto Diesel: 317.00

Kerosene: 202.00

#### Global Petroleum Products

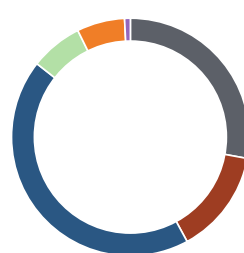
(USD per Barrel)

Crude Oil			Refined (Singapore Platts)		
09-Jul-24 <sup>(b)</sup>		05-Jul-24	08-Jul-24		
Brent	WTI	OPEC	Petrol	Diesel	Kerosene
85.60	82.17	88.15	93.00	95.65	100.83



#### Electricity Generation

	07-Jul-24	08-Jul-24
Total Energy (GWh)	39.61	45.00
Peak Demand (MW)	2,108.20	2,391.40



Per cent

27.9	Thermal Coal
14.2	Thermal Oil
43.5	Hydro
7.1	Wind
6.5	Solar (Bulk)
0.8	Biomass

Source: Ceylon Electricity Board