



Real GDP Growth: 2024 Q1 5.3%

NCPI Y-o-Y Change: May 1.6%

CCPI Y-o-Y Change: June 1.7%

Exchange Rates

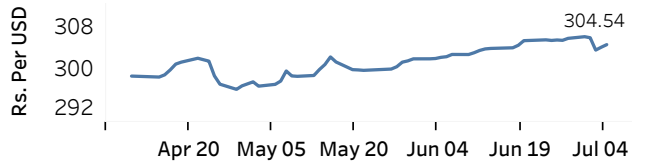
05-Jul-24	TT Buying	TT Selling
	(Rs. Per Unit)	(Rs. Per Unit)
USD	300.0612	309.3025
GBP	382.1739	395.9114
EUR	322.8610	336.3874
JPY	1.8561	1.9337

Currency in Circulation

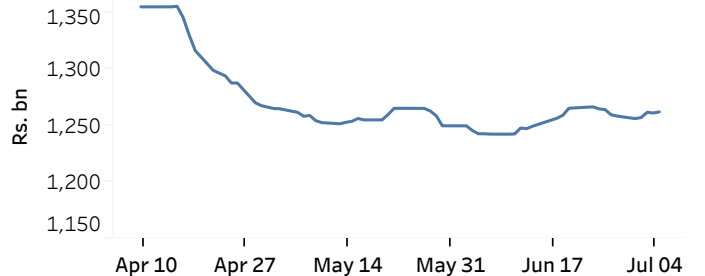
(Rs.mn)

03-Jul-24	04-Jul-24	05-Jul-24
1,261,771.55	1,261,114.73	1,262,118.45

Indicative Rate of the USD/LKR Spot Exchange Rate



Source: Central Bank of Sri Lanka



Source: Central Bank of Sri Lanka

Money Market

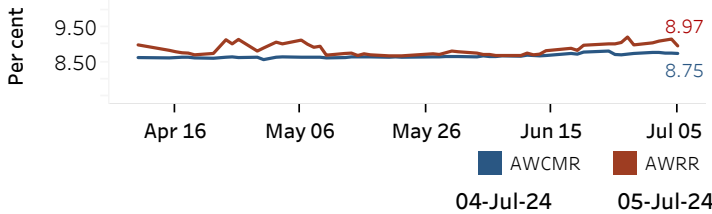
Policy Rates: SDF Rate: 8.50%

SLF Rate: 9.50%

SRR: 2.00%

Weekly AWPR: 9.04%

Overnight Money Market



Yield Rates of T-Bills

(per cent)

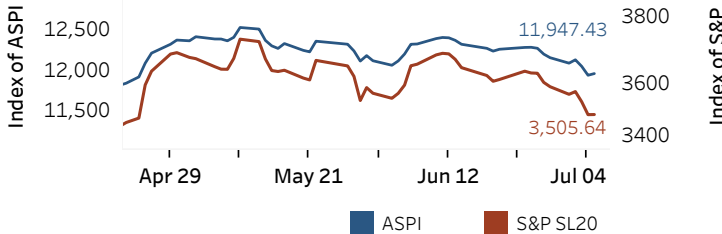
	Primary Market	Secondary Market
	03-Jul-24	05-Jul-24 ^(a)
91 Day	10.07	9.84
182 Day	10.19	10.03
364 Day	10.31	10.37

Source: Central Bank of Sri Lanka

Overnight Liquidity (Rs. bn)	04-Jul-24	05-Jul-24
	120.76	114.98

Share Market

ASPI and S&P SL 20



05-Jul-24

Daily Turnover (Rs. mn)	472.50
Market Capitalization (Rs. bn)	4,686.02
PE Ratio	9.58

Foreign Purchases and Sales

(Rs. mn)

Foreign Purchases	39.42
Foreign Sales	21.60

Source: Colombo Stock Exchange

Energy

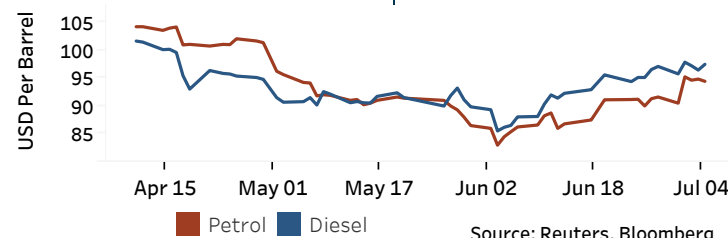
CPC Local Prices (LKR per Litre): Petrol (92 octane): 344.00

Auto Diesel: 317.00

Kerosene: 202.00

Global Petroleum Products

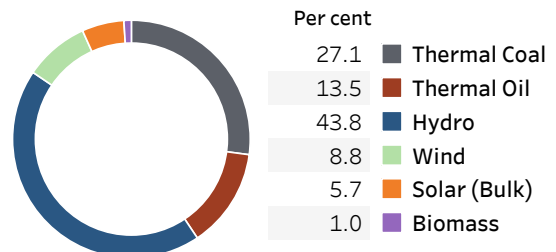
Crude Oil (USD per Barrel)			Refined (Singapore Platts)		
08-Jul-24 ^(b)	WTI	OPEC	Petrol	Diesel	Kerosene
86.31	82.76	87.51	94.40	97.44	102.77



Source: Reuters, Bloomberg

Electricity Generation

	04-Jul-24	05-Jul-24
Total Energy (GWh)	48.44	47.19
Peak Demand (MW)	2,382.20	2,331.30



Source: Ceylon Electricity Board