



Real GDP Growth: 2024 Q1 5.3%

NCPI Y-o-Y Change: May 1.6%

CCPI Y-o-Y Change: June 1.7%

### Exchange Rates

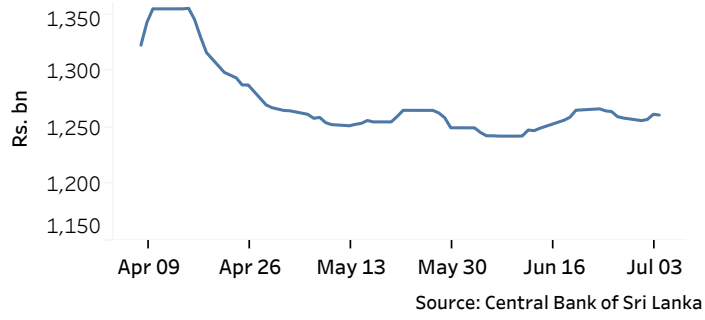
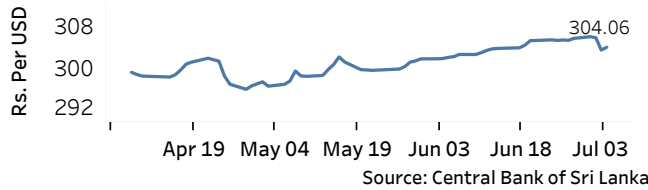
04-Jul-24	TT Buying	TT Selling
	(Rs. Per Unit)	(Rs. Per Unit)
USD	299.6873	308.9221
GBP	380.4835	395.4495
EUR	321.6179	334.9680
JPY	1.8479	1.9239

### Currency in Circulation

(Rs.mn)

02-Jul-24	03-Jul-24	04-Jul-24
1,257,190.66	1,261,771.55	1,261,114.73

### Indicative Rate of the USD/LKR Spot Exchange Rate



### Money Market

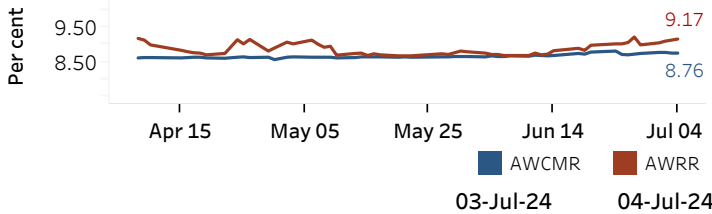
Policy Rates: SDF Rate: 8.50%

SLF Rate: 9.50%

SRR: 2.00%

Weekly AWPR: 8.78%

### Overnight Money Market



### Yield Rates of T-Bills

(per cent)

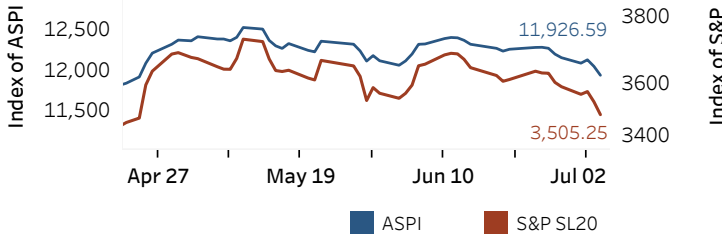
	Primary Market	Secondary Market
	03-Jul-24	04-Jul-24 <sup>(a)</sup>
91 Day	10.07	9.72
182 Day	10.19	9.84
364 Day	10.31	9.95

Source: Central Bank of Sri Lanka

Overnight Liquidity (Rs. bn)	95.41	120.76
------------------------------	-------	--------

### Share Market

#### ASPI and S&P SL 20



#### 04-Jul-24

Daily Turnover (Rs. mn)	1,960.07
Market Capitalization (Rs. bn)	4,681.16
PE Ratio	9.57

#### Foreign Purchases and Sales

(Rs. mn)

Foreign Purchases	991.01
Foreign Sales	18.63

Source: Colombo Stock Exchange

### Energy

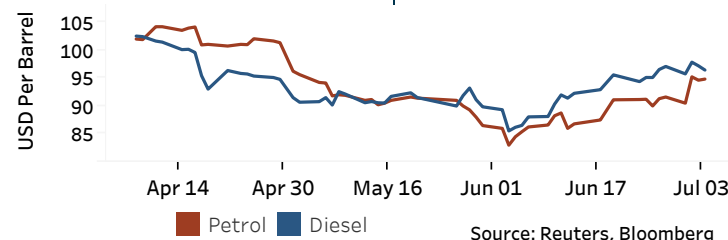
CPC Local Prices (LKR per Litre): Petrol (92 octane): 344.00

Auto Diesel: 317.00

Kerosene: 202.00

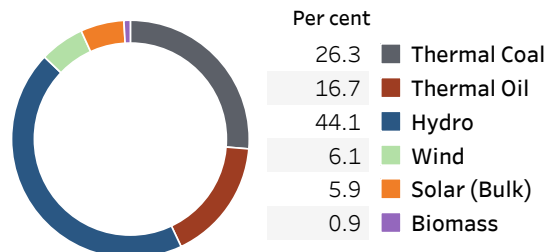
#### Global Petroleum Products

Crude Oil (USD per Barrel)			Refined (Singapore Platts)		
05-Jul-24 <sup>(b)</sup>		03-Jul-24	04-Jul-24		
Brent	WTI	OPEC	Petrol	Diesel	Kerosene
87.23	83.82	87.06	94.80	96.41	102.00



#### Electricity Generation

	03-Jul-24	04-Jul-24
Total Energy (GWh)	49.02	48.44
Peak Demand (MW)	2,473.40	2,382.20



Source: Ceylon Electricity Board