



Real GDP Growth: 2024 Q1 5.3%

NCPI Y-o-Y Change: May 1.6%

CCPI Y-o-Y Change: June 1.7%

Exchange Rates

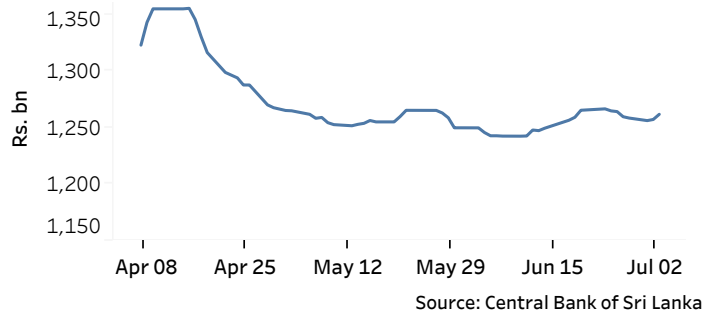
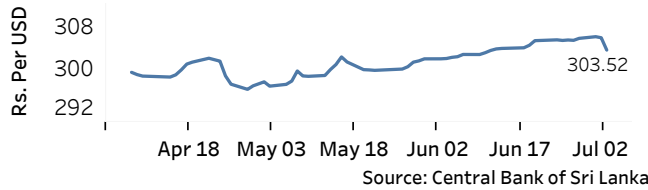
03-Jul-24	TT Buying	TT Selling
	(Rs. Per Unit)	(Rs. Per Unit)
USD	298.7262	308.1754
GBP	377.6231	392.3789
EUR	319.2550	332.7333
JPY	1.8395	1.9169

Currency in Circulation

(Rs.mn)

01-Jul-24	02-Jul-24	03-Jul-24
1,256,191.59	1,257,190.66	1,261,771.55

Indicative Rate of the USD/LKR Spot Exchange Rate



Money Market

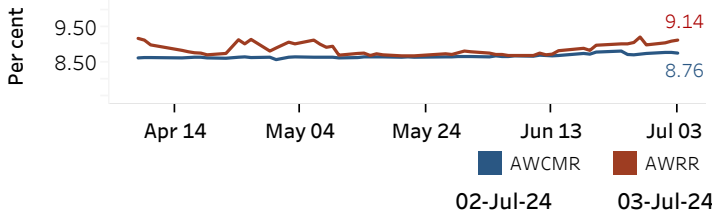
Policy Rates: SDF Rate: 8.50%

SLF Rate: 9.50%

SRR: 2.00%

Weekly AWPR: 8.78%

Overnight Money Market



Yield Rates of T-Bills

(per cent)

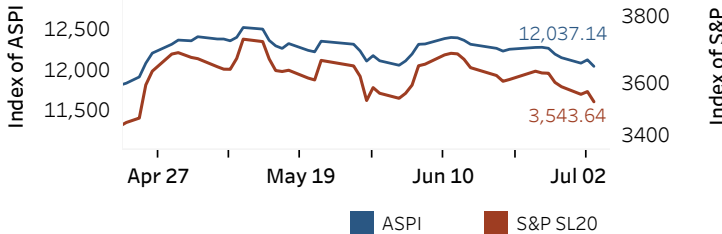
	Primary Market	Secondary Market
	03-Jul-24	03-Jul-24 ^(a)
91 Day	10.07	10.07
182 Day	10.19	10.23
364 Day	10.31	10.34

Source: Central Bank of Sri Lanka

Overnight Liquidity (Rs. bn)	47.12	95.41
------------------------------	-------	-------

Share Market

ASPI and S&P SL 20



03-Jul-24

Daily Turnover (Rs. mn)	1,550.19
Market Capitalization (Rs. bn)	4,718.87
PE Ratio	9.64

Foreign Purchases and Sales

(Rs. mn)

Foreign Purchases	336.65
Foreign Sales	31.68

Source: Colombo Stock Exchange

Energy

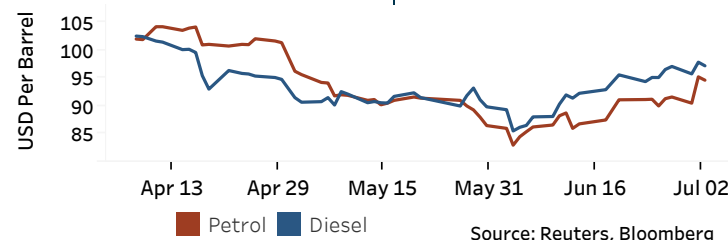
CPC Local Prices (LKR per Litre): Petrol (92 octane): 344.00

Auto Diesel: 317.00

Kerosene: 202.00

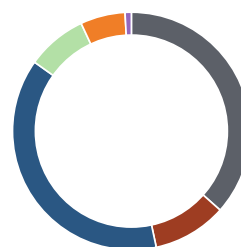
Global Petroleum Products

Crude Oil (USD per Barrel)			Refined (Singapore Platts)		
04-Jul-24 ^(b)		02-Jul-24	03-Jul-24		
Brent	WTI	OPEC	Petrol	Diesel	Kerosene
86.90	83.42	87.43	94.60	97.17	102.34



Electricity Generation

	02-Jul-24	03-Jul-24
Total Energy (GWh)	48.12	49.02
Peak Demand (MW)	2,507.00	2,473.40



Per cent

36.6	Thermal Coal
10.1	Thermal Oil
38.2	Hydro
8.2	Wind
6.1	Solar (Bulk)
0.8	Biomass

Source: Ceylon Electricity Board