



Real GDP Growth: 2024 Q1 5.3%

NCPI Y-o-Y Change: May 1.6%

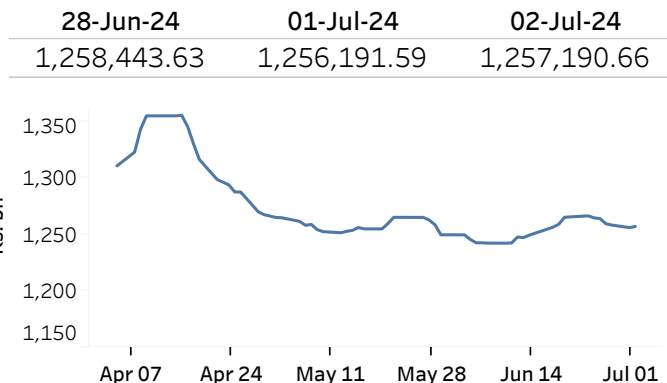
CCPI Y-o-Y Change: June 1.7%

Exchange Rates

02-Jul-24	TT Buying	TT Selling
	(Rs. Per Unit)	(Rs. Per Unit)
USD	300.3979	309.6342
GBP	378.1659	392.9951
EUR	320.6922	334.1906
JPY	1.8504	1.9269

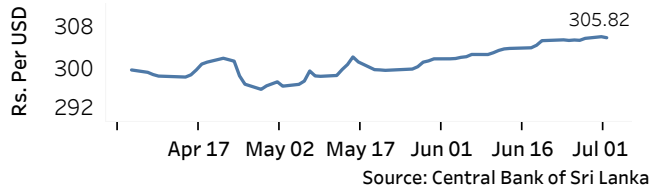
Currency in Circulation

(Rs.mn)



Source: Central Bank of Sri Lanka

Indicative Rate of the USD/LKR Spot Exchange Rate



Source: Central Bank of Sri Lanka

Money Market

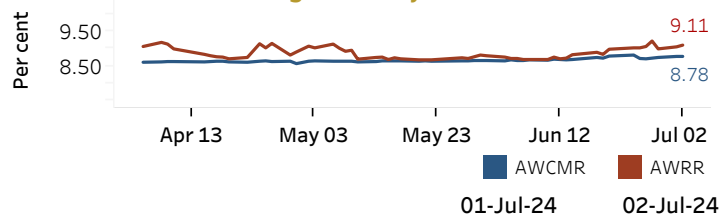
Policy Rates: SDF Rate: 8.50%

SLF Rate: 9.50%

SRR: 2.00%

Weekly AWPR: 8.78%

Overnight Money Market



Yield Rates of T-Bills

(per cent)

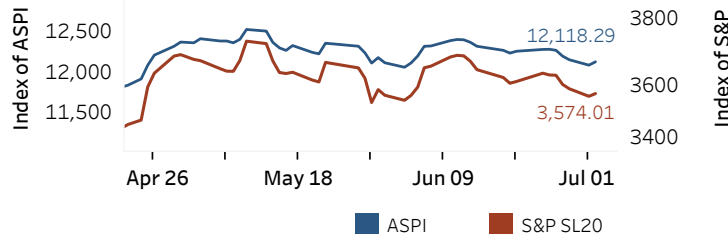
	Primary Market	Secondary Market
	26-Jun-24	02-Jul-24 ^(a)
91 Day	10.07	9.41
182 Day	10.19	-
364 Day	10.31	-

Source: Central Bank of Sri Lanka

Overnight Liquidity (Rs. bn)	01-Jul-24	02-Jul-24
	90.99	47.12

Share Market

ASPI and S&P SL 20



02-Jul-24

Daily Turnover (Rs. mn)	1,826.25
Market Capitalization (Rs. bn)	4,752.56
PE Ratio	9.71

Foreign Purchases and Sales

(Rs. mn)

Foreign Purchases	959.03
Foreign Sales	150.69

Source: Colombo Stock Exchange

Energy

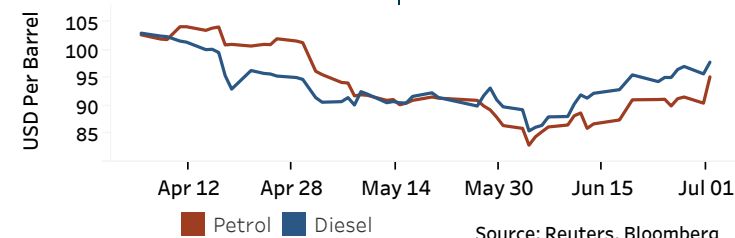
CPC Local Prices (LKR per Litre): Petrol (92 octane): 344.00

Auto Diesel: 317.00

Kerosene: 202.00

Global Petroleum Products

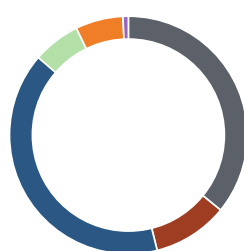
Crude Oil (USD per Barrel)			Refined (Singapore Platts)		
03-Jul-24 ^(b)		01-Jul-24	02-Jul-24		
Brent	WTI	OPEC	Petrol	Diesel	Kerosene
86.60	83.13	86.51	95.20	97.82	102.71



Source: Reuters, Bloomberg

Electricity Generation

	01-Jul-24	02-Jul-24
Total Energy (GWh)	47.19	48.12
Peak Demand (MW)	2,416.00	2,507.00



Per cent

35.9	Thermal Coal
10.2	Thermal Oil
40.2	Hydro
6.5	Wind
6.5	Solar (Bulk)
0.7	Biomass

Source: Ceylon Electricity Board