



Real GDP Growth: 2024 Q1 5.3%

NCPI Y-o-Y Change: May 1.6%

CCPI Y-o-Y Change: June 1.7%

### Exchange Rates

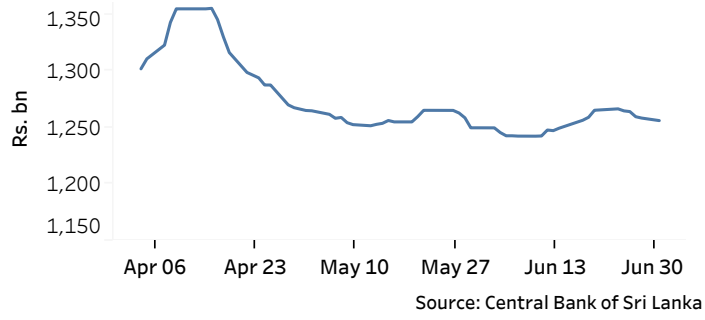
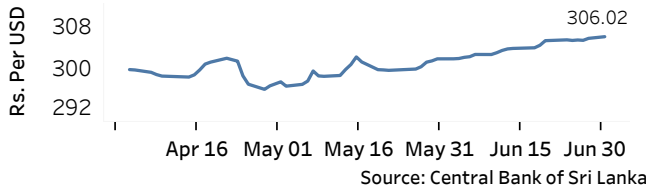
01-Jul-24	TT Buying	TT Selling
	(Rs. Per Unit)	(Rs. Per Unit)
USD	301.3772	310.6444
GBP	380.1013	394.8963
EUR	322.1550	335.7676
JPY	1.8629	1.9406

### Currency in Circulation

(Rs.mn)

27-Jun-24	28-Jun-24	01-Jul-24
1,259,628.83	1,258,443.63	1,256,191.59

### Indicative Rate of the USD/LKR Spot Exchange Rate



### Money Market

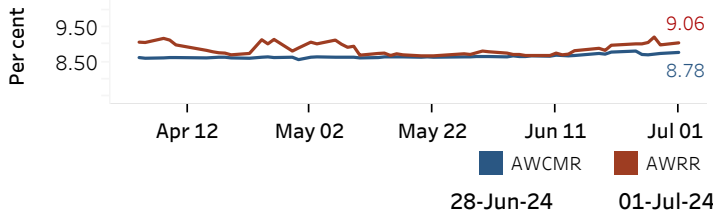
Policy Rates: SDF Rate: 8.50%

SLF Rate: 9.50%

SRR: 2.00%

Weekly AWPR: 8.78%

### Overnight Money Market



### Yield Rates of T-Bills

(per cent)

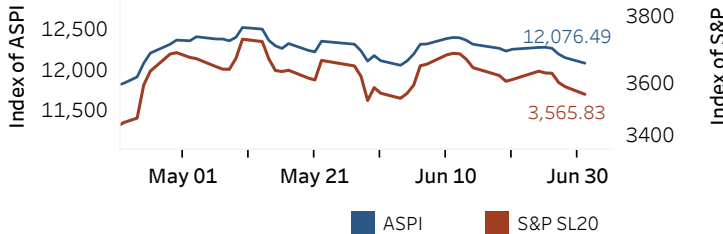
	Primary Market	Secondary Market
	26-Jun-24	01-Jul-24 <sup>(a)</sup>
91 Day	10.07	10.05
182 Day	10.19	-
364 Day	10.31	-

Source: Central Bank of Sri Lanka

Overnight Liquidity (Rs. bn)	120.39	90.99
------------------------------	--------	-------

### Share Market

#### ASPI and S&P SL 20



#### 01-Jul-24

Daily Turnover (Rs. mn)	686.89
Market Capitalization (Rs. bn)	4,745.70
PE Ratio	9.70

#### Foreign Purchases and Sales

(Rs. mn)

Foreign Purchases	15.28
Foreign Sales	11.93

Source: Colombo Stock Exchange

### Energy

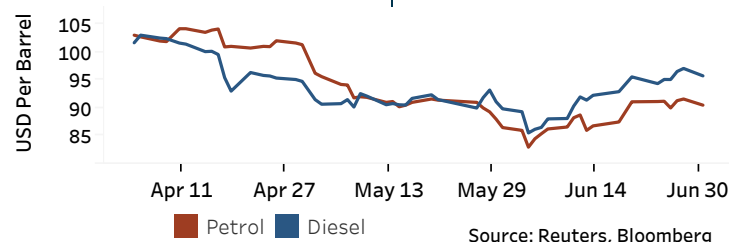
CPC Local Prices (LKR per Litre): Petrol (92 octane): 344.00

Auto Diesel: 317.00

Kerosene: 202.00

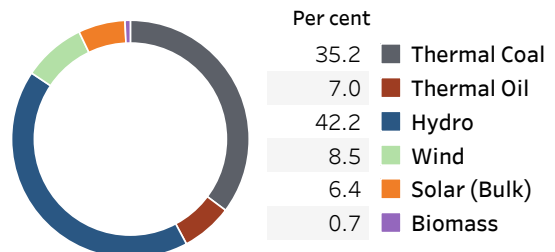
#### Global Petroleum Products

Crude Oil (USD per Barrel)			Refined (Singapore Platts)		
02-Jul-24 <sup>(b)</sup>		28-Jun-24	01-Jul-24		
Brent	WTI	OPEC	Petrol	Diesel	Kerosene
86.82	83.52	86.59	90.50	95.73	100.75



#### Electricity Generation

	30-Jun-24	01-Jul-24
Total Energy (GWh)	40.22	47.19
Peak Demand (MW)	2,212.50	2,416.00



Source: Ceylon Electricity Board