



Real GDP Growth: 2024 Q1 5.3%

NCPI Y-o-Y Change: May 1.6%

CCPI Y-o-Y Change: June 1.7%

### Exchange Rates

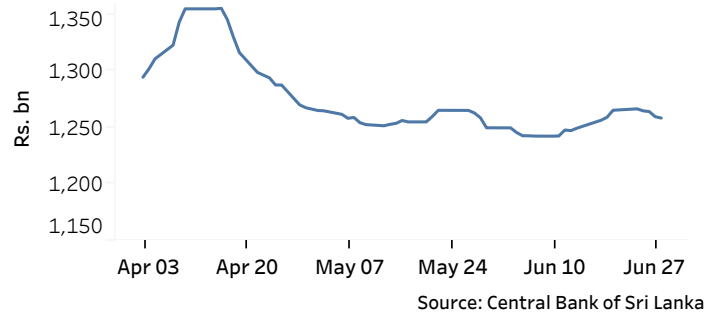
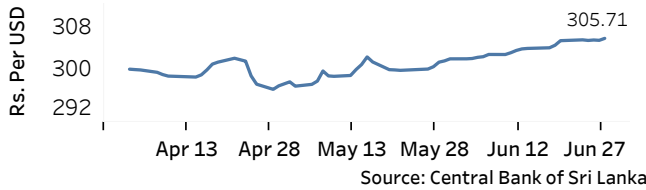
28-Jun-24	TT Buying	TT Selling
	(Rs. Per Unit)	(Rs. Per Unit)
USD	301.0183	310.3533
GBP	378.8441	393.6480
EUR	320.1588	333.5366
JPY	1.8622	1.9383

### Currency in Circulation

(Rs.mn)

26-Jun-24	27-Jun-24	28-Jun-24
1,264,159.07	1,259,628.83	1,258,443.63

### Indicative Rate of the USD/LKR Spot Exchange Rate



### Money Market

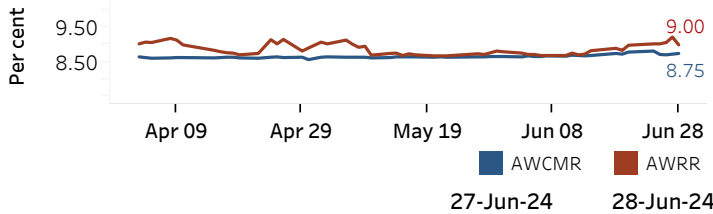
Policy Rates: SDF Rate: 8.50%

SLF Rate: 9.50%

SRR: 2.00%

Weekly AWPR: 8.78%

### Overnight Money Market



### Yield Rates of T-Bills

(per cent)

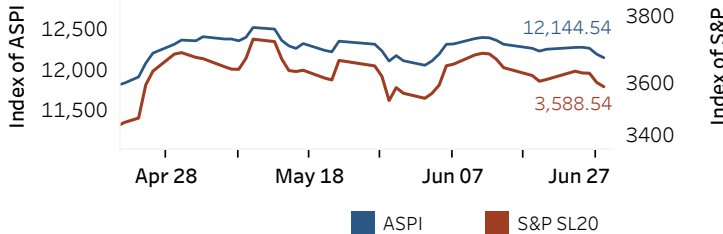
	Primary Market	Secondary Market
	26-Jun-24	28-Jun-24 <sup>(a)</sup>
91 Day	10.07	10.00
182 Day	10.19	9.13
364 Day	10.31	10.32

Source: Central Bank of Sri Lanka

Overnight Liquidity (Rs. bn)	110.82	120.39
------------------------------	--------	--------

### Share Market

#### ASPI and S&P SL 20



#### 28-Jun-24

Daily Turnover (Rs. mn)	2,227.41
Market Capitalization (Rs. bn)	4,760.00
PE Ratio	9.73

#### Foreign Purchases and Sales

(Rs. mn)

Foreign Purchases	27.87
Foreign Sales	47.75

Source: Colombo Stock Exchange

### Energy

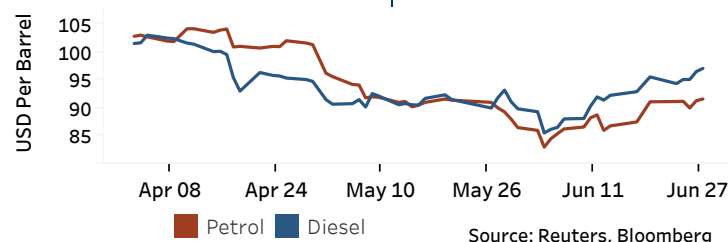
CPC Local Prices (LKR per Litre): Petrol (92 octane): 355.00

Auto Diesel: 317.00

Kerosene: 202.00

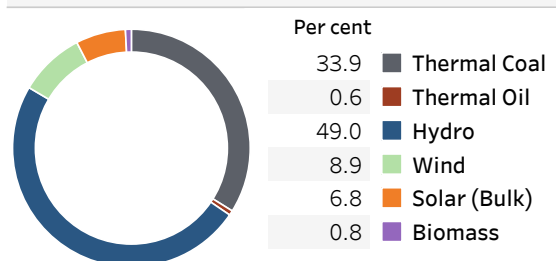
#### Global Petroleum Products

Crude Oil (USD per Barrel)			Refined (Singapore Platts)		
01-Jul-24 <sup>(b)</sup>	27-Jun-24		28-Jun-24		
Brent	WTI	OPEC	Petrol	Diesel	Kerosene
85.33	81.88	86.05	91.60	97.06	102.06



#### Electricity Generation

	27-Jun-24	28-Jun-24
Total Energy (GWh)	46.65	46.39
Peak Demand (MW)	2,418.80	2,433.22



Source: Ceylon Electricity Board