



Real GDP Growth: 2024 Q1 5.3%

NCPI Y-o-Y Change: May 1.6%

CCPI Y-o-Y Change: May 0.9%

### Exchange Rates

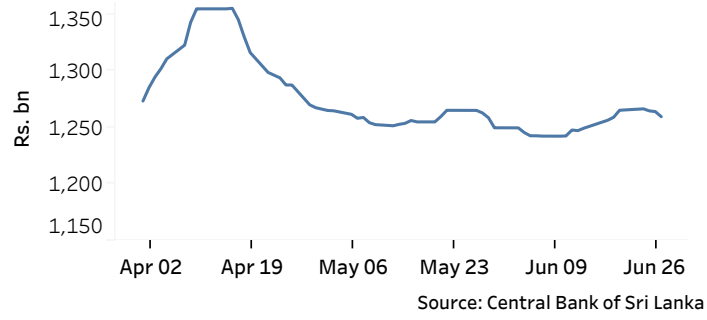
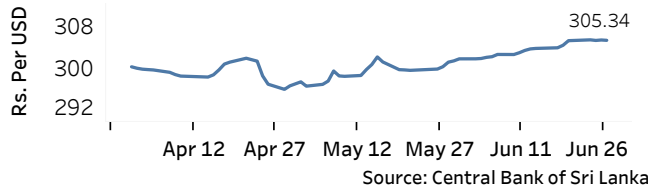
27-Jun-24	TT Buying	TT Selling
	(Rs. Per Unit)	(Rs. Per Unit)
USD	300.6997	309.8352
GBP	378.3153	392.9603
EUR	319.7198	332.9585
JPY	1.8656	1.9412

### Currency in Circulation

(Rs.mn)

25-Jun-24	26-Jun-24	27-Jun-24
1,264,785.46	1,264,159.07	1,259,628.83

### Indicative Rate of the USD/LKR Spot Exchange Rate



### Money Market

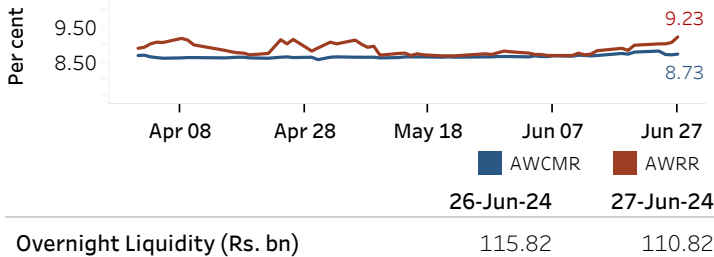
Policy Rates: SDF Rate: 8.50%

SLF Rate: 9.50%

SRR: 2.00%

Weekly AWPR: 9.09%

### Overnight Money Market



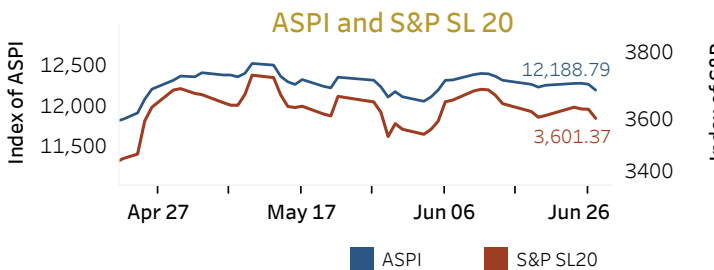
### Yield Rates of T-Bills

(per cent)

	Primary Market	Secondary Market
	26-Jun-24	27-Jun-24 <sup>(a)</sup>
91 Day	10.07	-
182 Day	10.19	10.00
364 Day	10.31	10.38

Source: Central Bank of Sri Lanka

### Share Market



### 27-Jun-24

Daily Turnover (Rs. mn)	1,010.09
Market Capitalization (Rs. bn)	4,771.66
PE Ratio	9.75

### Foreign Purchases and Sales

(Rs. mn)

Foreign Purchases	47.77
Foreign Sales	71.94

Source: Colombo Stock Exchange

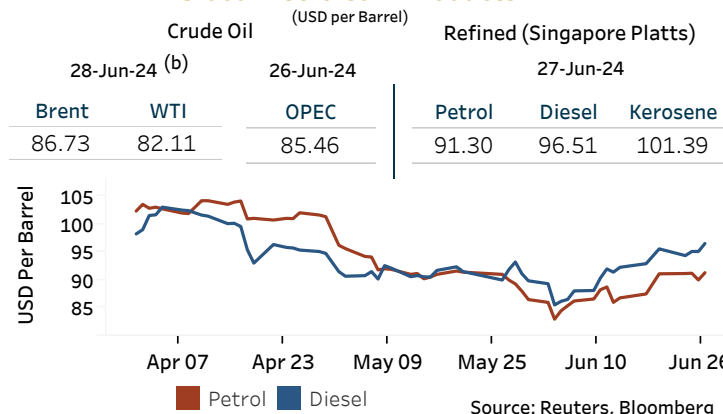
### Energy

CPC Local Prices (LKR per Litre): Petrol (92 octane): 355.00

Auto Diesel: 317.00

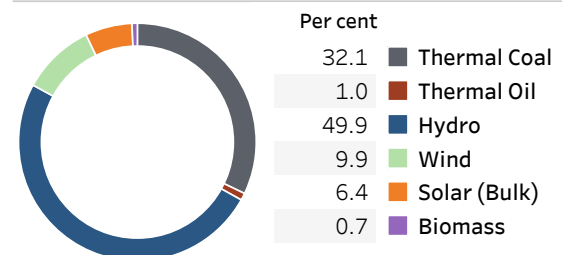
Kerosene: 202.00

### Global Petroleum Products



### Electricity Generation

	26-Jun-24	27-Jun-24
Total Energy (GWh)	45.97	46.65
Peak Demand (MW)	2,340.20	2,418.80



Source: Ceylon Electricity Board