



Real GDP Growth: 2024 Q1 5.3%

NCPI Y-o-Y Change: May 1.6%

CCPI Y-o-Y Change: May 0.9%

Exchange Rates

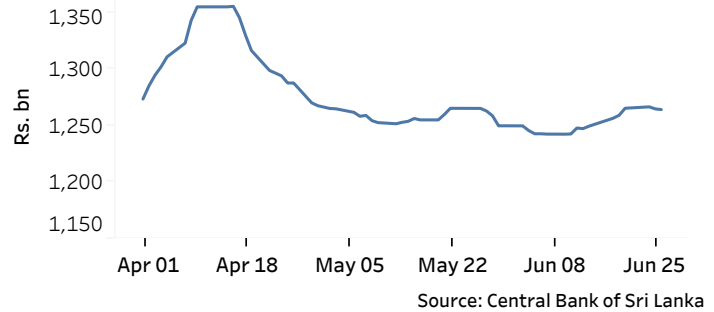
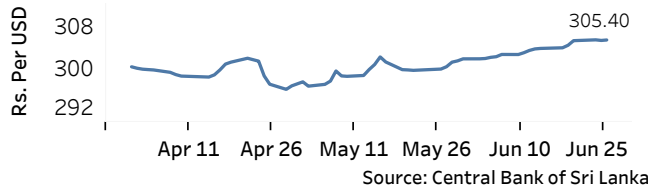
26-Jun-24	TT Buying	TT Selling
	(Rs. Per Unit)	(Rs. Per Unit)
USD	300.5260	309.7877
GBP	379.8983	394.6709
EUR	320.1049	333.6987
JPY	1.8714	1.9491

Currency in Circulation

(Rs.mn)

24-Jun-24	25-Jun-24	26-Jun-24
1,266,575.06	1,264,785.46	1,264,159.07

Indicative Rate of the USD/LKR Spot Exchange Rate



Money Market

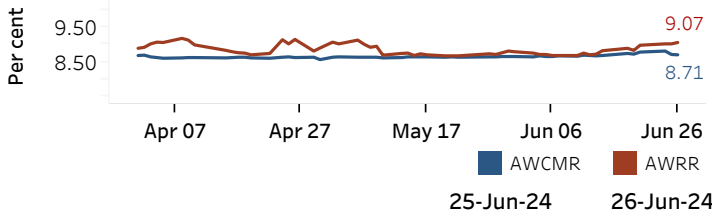
Policy Rates: SDF Rate: 8.50%

SLF Rate: 9.50%

SRR: 2.00%

Weekly AWPR: 9.09%

Overnight Money Market



Yield Rates of T-Bills

(per cent)

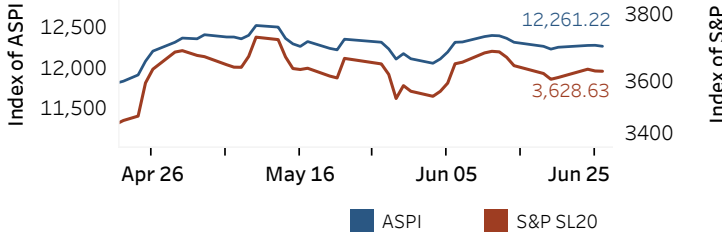
	Primary Market	Secondary Market
	26-Jun-24	26-Jun-24 ^(a)
91 Day	10.07	10.08
182 Day	10.19	10.22
364 Day	10.31	10.33

Source: Central Bank of Sri Lanka

Overnight Liquidity (Rs. bn)	25-Jun-24	26-Jun-24
	67.34	115.82

Share Market

ASPI and S&P SL 20



26-Jun-24

Daily Turnover (Rs. mn)	1,863.21
Market Capitalization (Rs. bn)	4,795.75
PE Ratio	9.80

Foreign Purchases and Sales

(Rs. mn)

Foreign Purchases	110.02
Foreign Sales	57.42

Source: Colombo Stock Exchange

Energy

CPC Local Prices (LKR per Litre): Petrol (92 octane): 355.00

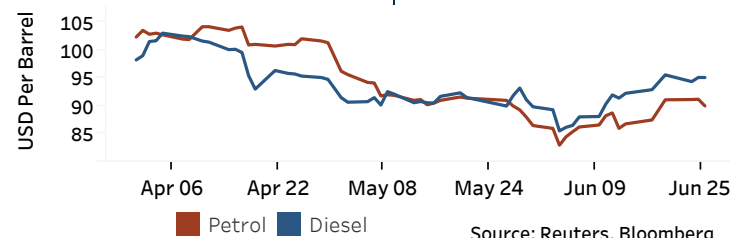
Auto Diesel: 317.00

Kerosene: 202.00

Global Petroleum Products

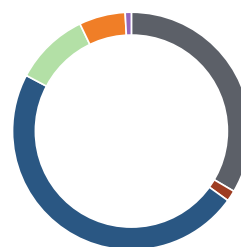
(USD per Barrel)

Crude Oil			Refined (Singapore Platts)		
27-Jun-24 ^(b)		25-Jun-24	26-Jun-24		
Brent	WTI	OPEC	Petrol	Diesel	Kerosene
84.95	80.56	86.27	90.00	95.08	99.90



Electricity Generation

	25-Jun-24	26-Jun-24
Total Energy (GWh)	46.75	45.97
Peak Demand (MW)	2,315.00	2,340.20



Per cent

33.5	Thermal Coal
1.5	Thermal Oil
47.8	Hydro
10.1	Wind
6.3	Solar (Bulk)
0.8	Biomass

Source: Ceylon Electricity Board