



Real GDP Growth: 2024 Q1 5.3%

NCPI Y-o-Y Change: May 1.6%

CCPI Y-o-Y Change: May 0.9%

### Exchange Rates

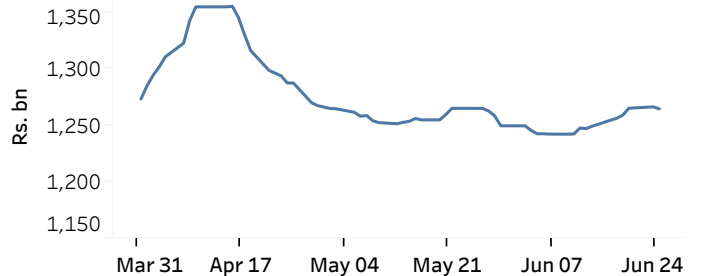
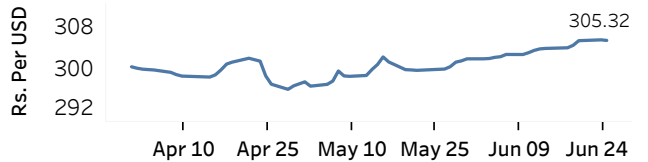
25-Jun-24	TT Buying	TT Selling
	(Rs. Per Unit)	(Rs. Per Unit)
USD	300.5423	309.8056
GBP	380.0783	394.8679
EUR	320.9898	334.3594
JPY	1.8786	1.9551

### Currency in Circulation

(Rs.mn)

20-Jun-24	24-Jun-24	25-Jun-24
1,265,342.53	1,266,575.06	1,264,785.46

### Indicative Rate of the USD/LKR Spot Exchange Rate



### Money Market

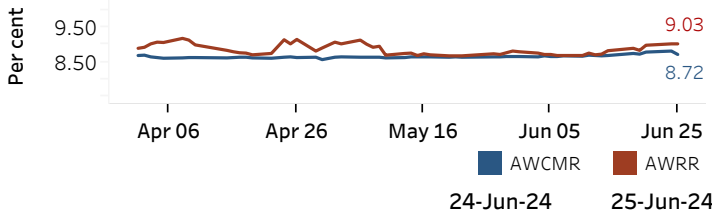
Policy Rates: SDF Rate: 8.50%

SLF Rate: 9.50%

SRR: 2.00%

Weekly AWPR: 9.09%

### Overnight Money Market



### Yield Rates of T-Bills

(per cent)

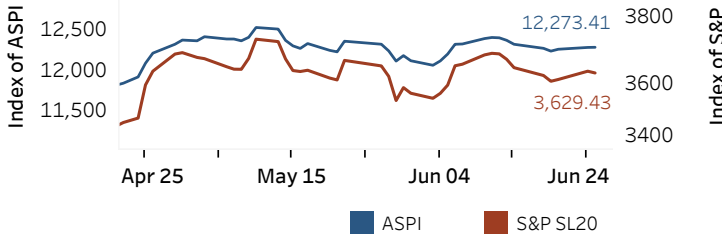
	Primary Market	Secondary Market
	19-Jun-24	25-Jun-24 <sup>(a)</sup>
91 Day	9.39	10.00
182 Day	9.81	10.00
364 Day	9.90	-

Overnight Liquidity (Rs. bn)	84.70	67.34
------------------------------	-------	-------

Source: Central Bank of Sri Lanka

### Share Market

#### ASPI and S&P SL 20



#### 25-Jun-24

Daily Turnover (Rs. mn)	3,931.02
Market Capitalization (Rs. bn)	4,801.24
PE Ratio	9.81

#### Foreign Purchases and Sales

(Rs. mn)

Foreign Purchases	155.60
Foreign Sales	71.19

Source: Colombo Stock Exchange

### Energy

CPC Local Prices (LKR per Litre): Petrol (92 octane): 355.00

Auto Diesel: 317.00

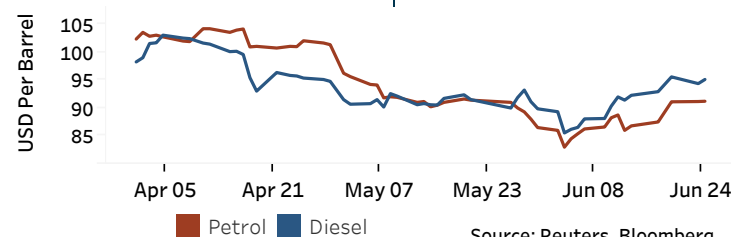
Kerosene: 202.00

#### Global Petroleum Products

Crude Oil (USD per Barrel)

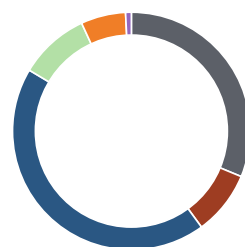
Refined (Singapore Platts)

Crude Oil			Refined		
26-Jun-24 <sup>(b)</sup>	WTI	OPEC	Petrol	Diesel	Kerosene
85.16	81.01	85.98	91.20	95.09	99.97



#### Electricity Generation

	24-Jun-24	25-Jun-24
Total Energy (GWh)	46.42	46.75
Peak Demand (MW)	2,396.70	2,315.00



Per cent

31.3	Thermal Coal
8.7	Thermal Oil
43.6	Hydro
9.6	Wind
6.1	Solar (Bulk)
0.8	Biomass

Source: Ceylon Electricity Board