



Real GDP Growth: 2023 -2.3%

NCPI Y-o-Y Change: April 2.7%

CCPI Y-o-Y Change: May 0.9%

Exchange Rates

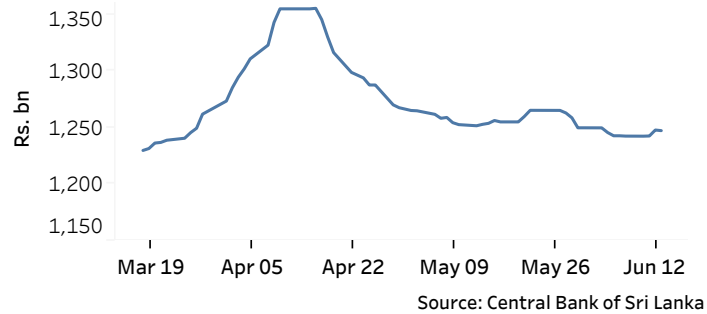
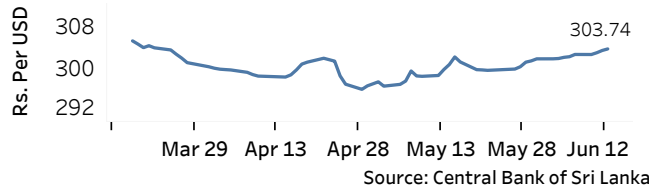
	TT Buying (Rs. Per Unit)	TT Selling (Rs. Per Unit)
13-Jun-24		
USD	299.0081	308.4819
GBP	381.0195	395.9066
EUR	321.4858	335.0010
JPY	1.8958	1.9748

Currency in Circulation

(Rs.mn)

	11-Jun-24	12-Jun-24	13-Jun-24
	1,242,615.51	1,247,879.59	1,247,329.02

Indicative Rate of the USD/LKR Spot Exchange Rate



Money Market

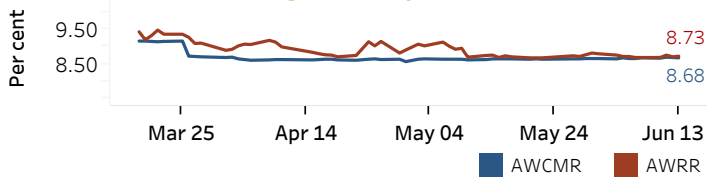
Policy Rates: SDF Rate: 8.50%

SLF Rate: 9.50%

SRR: 2.00%

Weekly AWPR: 9.28%

Overnight Money Market



Yield Rates of T-Bills

(per cent)

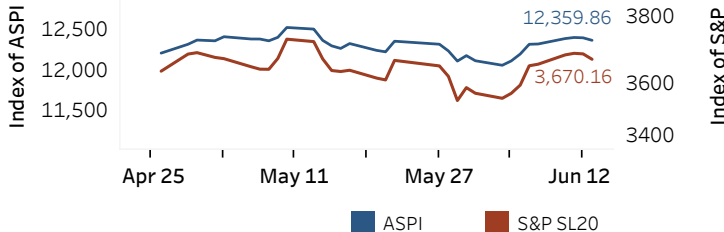
	Primary Market 12-Jun-24	Secondary Market 13-Jun-24 ^(a)
91 Day	8.89	8.82
182 Day	9.30	9.45
364 Day	9.54	9.53

Source: Central Bank of Sri Lanka

Overnight Liquidity (Rs. bn)	154.44	144.88
------------------------------	--------	--------

Share Market

ASPI and S&P SL 20



13-Jun-24

Daily Turnover (Rs. mn)	1,830.60
Market Capitalization (Rs. bn)	4,856.36
PE Ratio	9.92

Foreign Purchases and Sales

(Rs. mn)

Foreign Purchases	38.64
Foreign Sales	121.56

Source: Colombo Stock Exchange

Energy

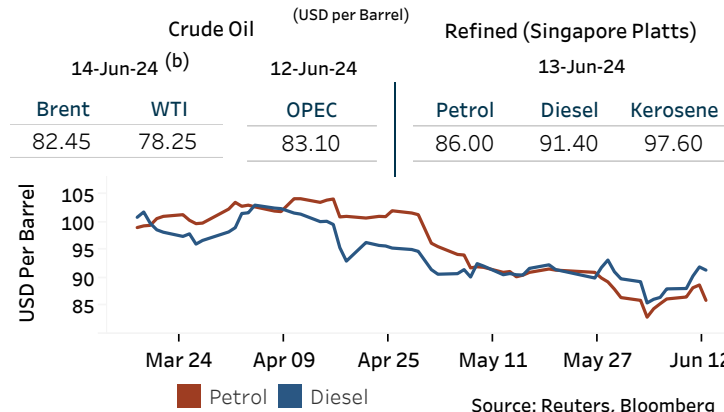
CPC Local Prices (LKR per Litre): Petrol (92 octane): 355.00

Auto Diesel: 317.00

Kerosene: 202.00

Global Petroleum Products

(USD per Barrel)



Electricity Generation

	12-Jun-24	13-Jun-24
Total Energy (GWh)	48.66	48.33
Peak Demand (MW)	2,408.90	2,463.00

