



Real GDP Growth: 2023 -2.3%

NCPI Y-o-Y Change: April 2.7%

CCPI Y-o-Y Change: May 0.9%

Exchange Rates

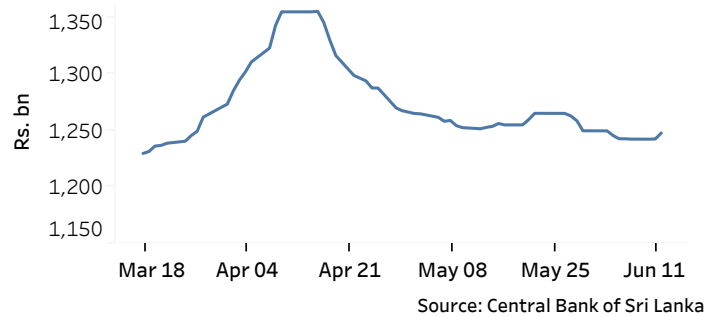
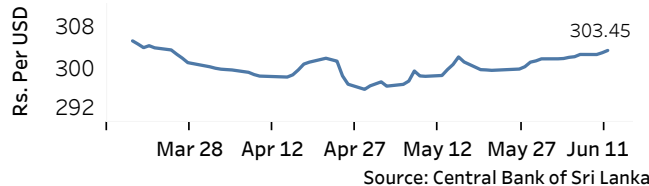
	TT Buying (Rs. Per Unit)	TT Selling (Rs. Per Unit)
12-Jun-24		
USD	298.7951	308.2634
GBP	379.4497	394.2478
EUR	319.3061	332.7184
JPY	1.8925	1.9706

Currency in Circulation

(Rs.mn)

	10-Jun-24	11-Jun-24	12-Jun-24
	1,242,440.65	1,242,615.51	1,247,879.59

Indicative Rate of the USD/LKR Spot Exchange Rate



Money Market

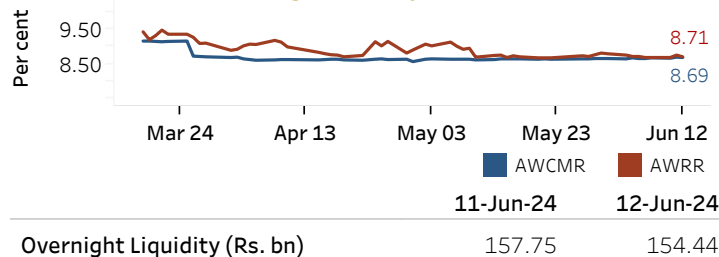
Policy Rates: SDF Rate: 8.50%

SLF Rate: 9.50%

SRR: 2.00%

Weekly AWPR: 9.28%

Overnight Money Market



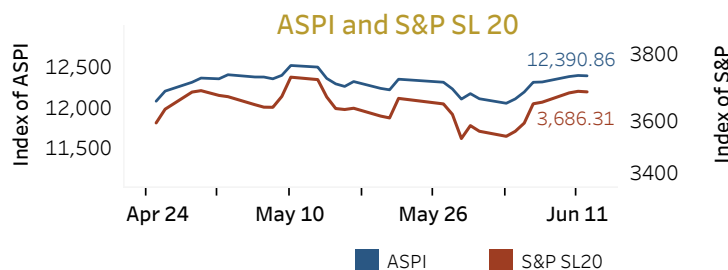
Yield Rates of T-Bills

(per cent)

	Primary Market 12-Jun-24	Secondary Market 12-Jun-24 ^(a)
91 Day	8.89	8.86
182 Day	9.30	9.33
364 Day	9.54	9.52

Source: Central Bank of Sri Lanka

Share Market



12-Jun-24

Daily Turnover (Rs. mn)	1,656.94
Market Capitalization (Rs. bn)	4,867.88
PE Ratio	9.95

Foreign Purchases and Sales

(Rs. mn)

Foreign Purchases	25.00
Foreign Sales	64.09

Source: Colombo Stock Exchange

Energy

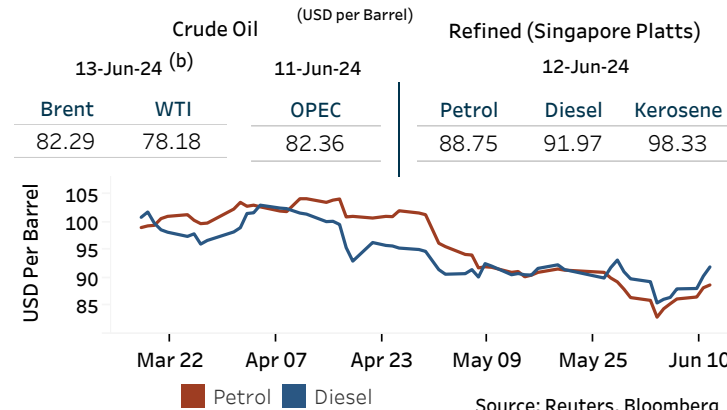
CPC Local Prices (LKR per Litre): Petrol (92 octane): 355.00

Auto Diesel: 317.00

Kerosene: 202.00

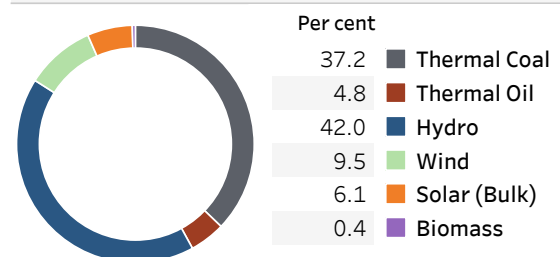
Global Petroleum Products

(USD per Barrel)



Electricity Generation

	11-Jun-24	12-Jun-24
Total Energy (GWh)	47.93	48.66
Peak Demand (MW)	2,455.90	2,408.90



Source: Ceylon Electricity Board

(a) Based on actual transactions above Rs. 50 mn reported up to 4.00 PM (b) Updated at 8.00 AM

Published on 13-Jun-2024