

Daily Economic Indicators

11 June 2024



Central Bank of Sri Lanka
Statistics Department

Real GDP Growth: 2023 -2.3%

NCPI Y-o-Y Change: April 2.7%

CCPI Y-o-Y Change: May 0.9%

Exchange Rates

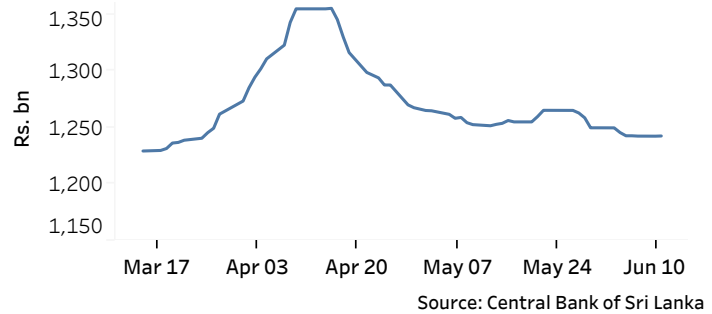
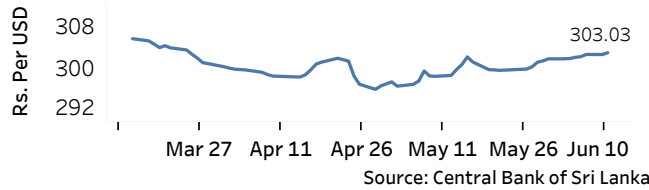
	TT Buying (Rs. Per Unit)	TT Selling (Rs. Per Unit)
11-Jun-24		
USD	298.4565	308.0019
GBP	378.8077	393.6330
EUR	319.6631	333.2459
JPY	1.8899	1.9682

Currency in Circulation

(Rs.mn)

	07-Jun-24	10-Jun-24	11-Jun-24
	1,242,504.30	1,242,440.65	1,242,615.51

Indicative Rate of the USD/LKR Spot Exchange Rate



Money Market

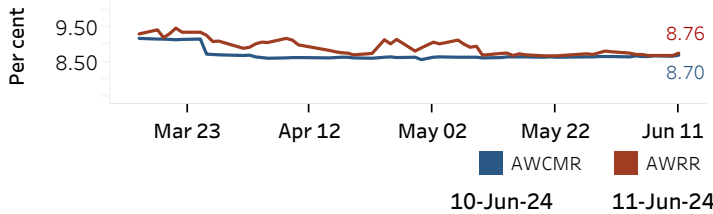
Policy Rates: SDF Rate: 8.50%

SLF Rate: 9.50%

SRR: 2.00%

Weekly AWPR: 9.28%

Overnight Money Market



Yield Rates of T-Bills

(per cent)

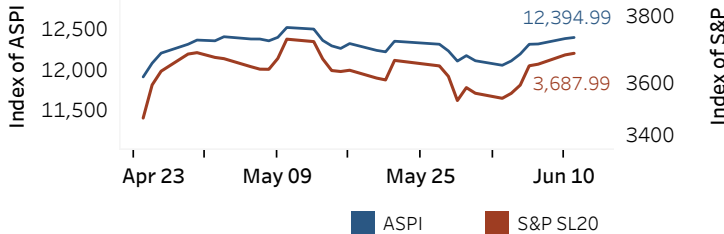
	Primary Market 05-Jun-24	Secondary Market 11-Jun-24 ^(a)
91 Day	8.70	-
182 Day	9.04	9.03
364 Day	9.27	-

Source: Central Bank of Sri Lanka

Overnight Liquidity (Rs. bn)	162.70	157.75
------------------------------	--------	--------

Share Market

ASPI and S&P SL 20



11-Jun-24

Daily Turnover (Rs. mn)	3,739.26
Market Capitalization (Rs. bn)	4,869.37
PE Ratio	9.95

Foreign Purchases and Sales

(Rs. mn)

Foreign Purchases	156.24
Foreign Sales	323.17

Source: Colombo Stock Exchange

Energy

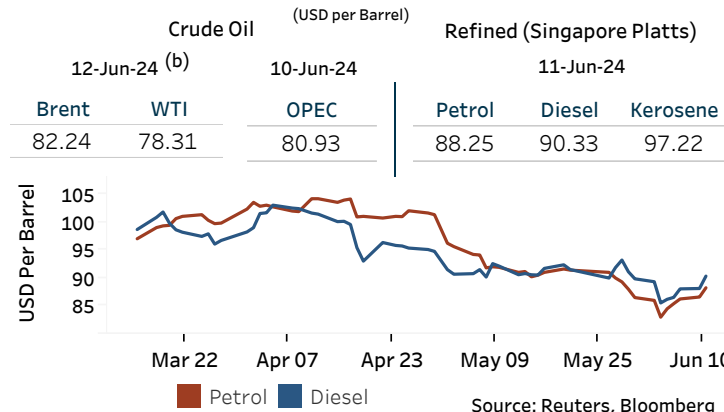
CPC Local Prices (LKR per Litre): Petrol (92 octane): 355.00

Auto Diesel: 317.00

Kerosene: 202.00

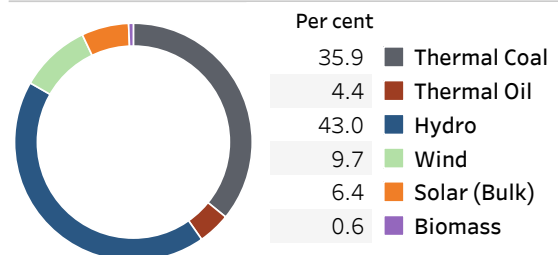
Global Petroleum Products

(USD per Barrel)



Electricity Generation

	10-Jun-24	11-Jun-24
Total Energy (GWh)	46.37	47.93
Peak Demand (MW)	2,422.00	2,455.90



Source: Ceylon Electricity Board

(a) Based on actual transactions above Rs. 50 mn reported up to 4.00 PM (b) Updated at 8.00 AM

Published on 12-Jun-2024