

Daily Economic Indicators

10 June 2024



Central Bank of Sri Lanka
Statistics Department

Real GDP Growth: 2023 -2.3%

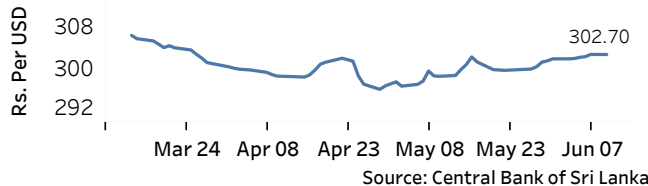
NCPI Y-o-Y Change: April 2.7%

CCPI Y-o-Y Change: May 0.9%

Exchange Rates

	TT Buying (Rs. Per Unit)	TT Selling (Rs. Per Unit)
10-Jun-24		
USD	297.9364	307.5273
GBP	377.7373	392.6124
EUR	319.0837	332.7185
JPY	1.8908	1.9664

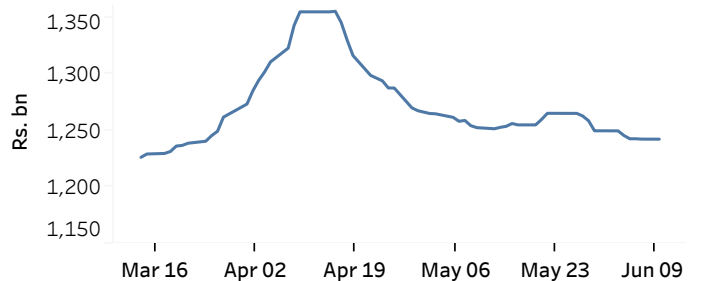
Indicative Rate of the USD/LKR Spot Exchange Rate



Currency in Circulation

(Rs.mn)

	06-Jun-24	07-Jun-24	10-Jun-24
	1,242,792.41	1,242,504.30	1,242,440.65



Money Market

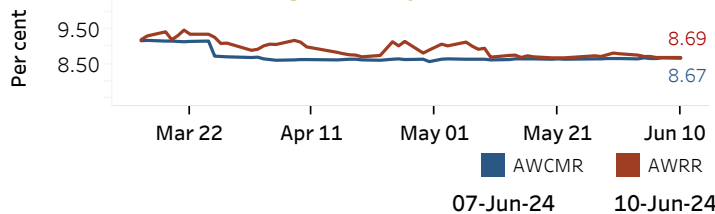
Policy Rates: SDF Rate: 8.50%

SLF Rate: 9.50%

SRR: 2.00%

Weekly AWPR: 9.28%

Overnight Money Market



Yield Rates of T-Bills

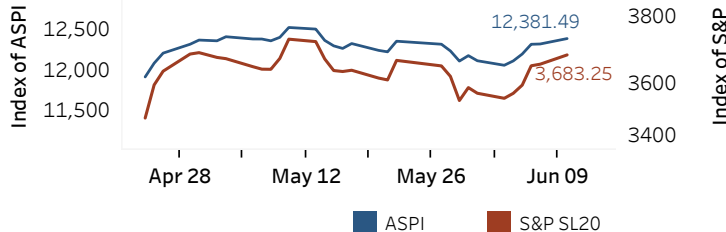
(per cent)

	Primary Market 05-Jun-24	Secondary Market 10-Jun-24 ^(a)
91 Day	8.70	-
182 Day	9.04	9.00
364 Day	9.27	-

Source: Central Bank of Sri Lanka

Share Market

ASPI and S&P SL 20



10-Jun-24

Daily Turnover (Rs. mn)	1,688.30
Market Capitalization (Rs. bn)	4,863.55
PE Ratio	9.94

Foreign Purchases and Sales

(Rs. mn)

Foreign Purchases	47.63
Foreign Sales	161.07

Source: Colombo Stock Exchange

Energy

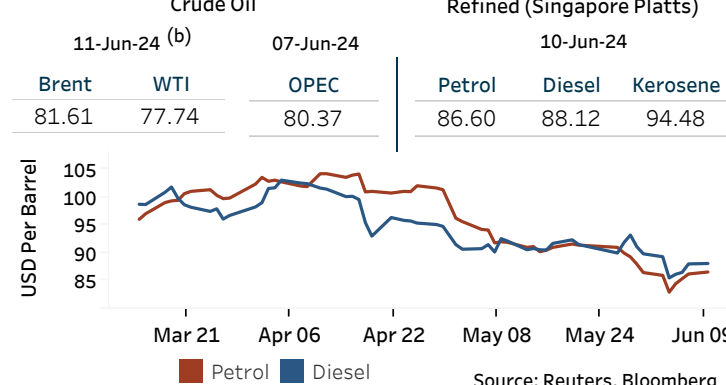
CPC Local Prices (LKR per Litre): Petrol (92 octane): 355.00

Auto Diesel: 317.00

Kerosene: 202.00

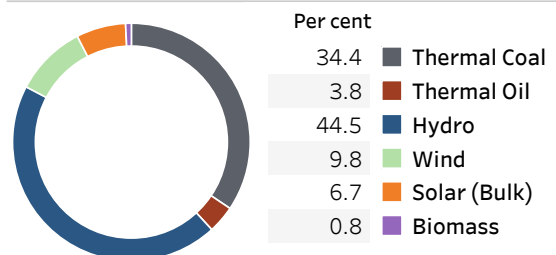
Global Petroleum Products

(USD per Barrel)



Electricity Generation

	09-Jun-24	10-Jun-24
Total Energy (GWh)	39.34	46.37
Peak Demand (MW)	2,122.40	2,422.00



Source: Ceylon Electricity Board

(a) Based on actual transactions above Rs. 50 mn reported up to 4.00 PM (b) Updated at 8.00 AM

Published on 11-Jun-2024