



Real GDP Growth: 2023 -2.3%

NCPI Y-o-Y Change: April 2.7%

CCPI Y-o-Y Change: May 0.9%

Exchange Rates

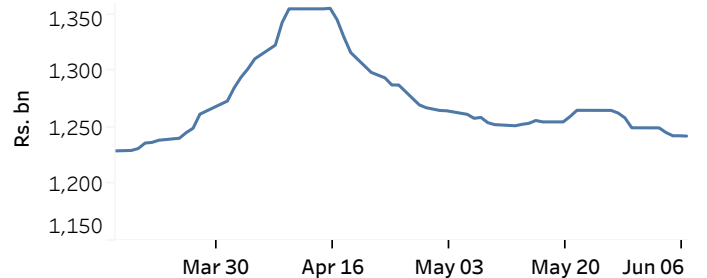
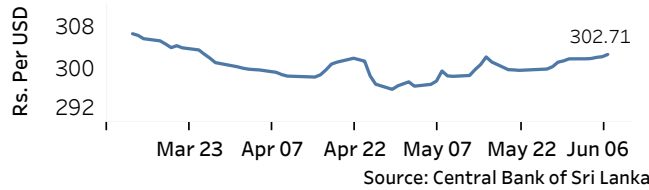
	TT Buying (Rs. Per Unit)	TT Selling (Rs. Per Unit)
07-Jun-24		
USD	297.8373	307.4417
GBP	379.5893	394.6403
EUR	322.8396	336.5399
JPY	1.9047	1.9828

Currency in Circulation

(Rs.mn)

	05-Jun-24	06-Jun-24	07-Jun-24
	1,242,792.41	1,242,792.41	1,242,504.30

Indicative Rate of the USD/LKR Spot Exchange Rate



Money Market

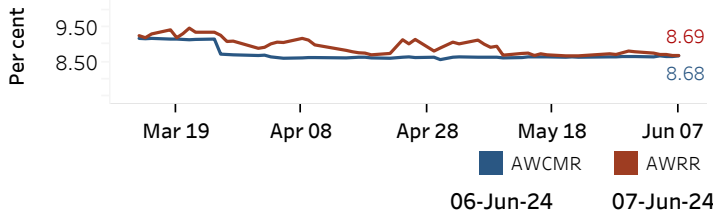
Policy Rates: SDF Rate: 8.50%

SLF Rate: 9.50%

SRR: 2.00%

Weekly AWPR: 9.28%

Overnight Money Market



Yield Rates of T-Bills

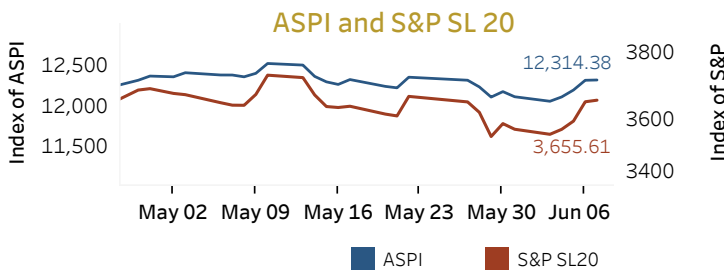
(per cent)

	Primary Market 05-Jun-24	Secondary Market 07-Jun-24 ^(a)
91 Day	8.70	8.69
182 Day	9.04	8.98
364 Day	9.27	9.22

Source: Central Bank of Sri Lanka

Overnight Liquidity (Rs. bn)	175.93	145.55
------------------------------	--------	--------

Share Market



07-Jun-24

Daily Turnover (Rs. mn)	1,274.54
Market Capitalization (Rs. bn)	4,844.53
PE Ratio	9.90

Foreign Purchases and Sales

(Rs. mn)

Foreign Purchases	15.64
Foreign Sales	153.34

Source: Colombo Stock Exchange

Energy

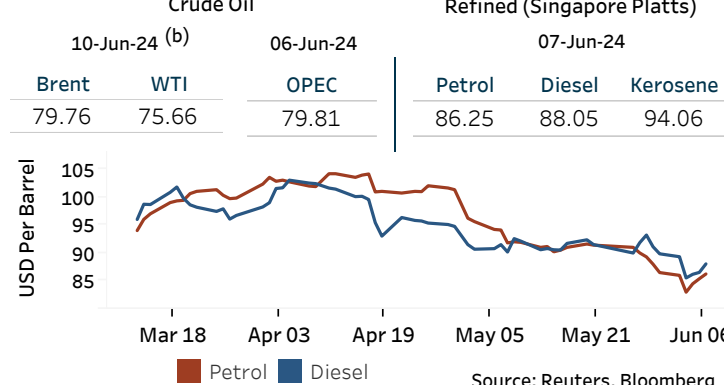
CPC Local Prices (LKR per Litre): Petrol (92 octane): 355.00

Auto Diesel: 317.00

Kerosene: 202.00

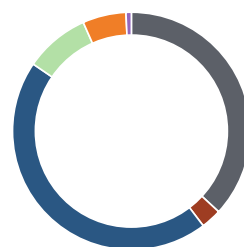
Global Petroleum Products

(USD per Barrel)



Electricity Generation

	06-Jun-24	07-Jun-24
Total Energy (GWh)	46.97	47.24
Peak Demand (MW)	2,383.20	2,304.30



36.9	Thermal Coal
2.8	Thermal Oil
44.9	Hydro
8.8	Wind
5.9	Solar (Bulk)
0.7	Biomass

Source: Ceylon Electricity Board

(a) Based on actual transactions above Rs. 50 mn reported up to 4.00 PM (b) Updated at 8.00 AM

Published on 10-Jun-2024