



Real GDP Growth: 2023 -2.3%

NCPI Y-o-Y Change: April 2.7%

CCPI Y-o-Y Change: May 0.9%

## Exchange Rates

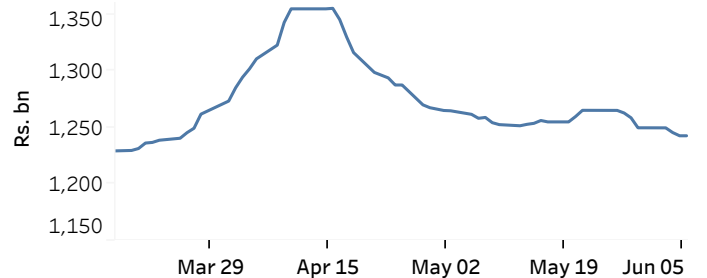
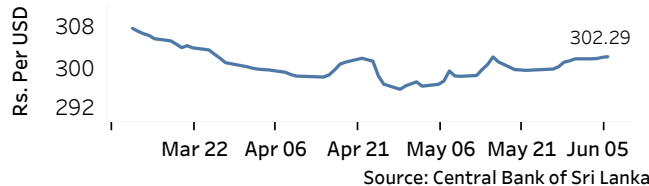
	TT Buying (Rs. Per Unit)	TT Selling (Rs. Per Unit)
06-Jun-24		
USD	297.5664	307.0499
GBP	379.5765	394.5666
EUR	322.3884	335.9957
JPY	1.9048	1.9829

## Currency in Circulation

(Rs.mn)

	04-Jun-24	05-Jun-24	06-Jun-24
	1,245,651.68	1,242,792.41	1,242,792.41

## Indicative Rate of the USD/LKR Spot Exchange Rate



## Money Market

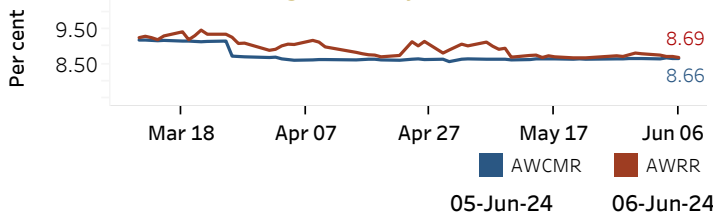
Policy Rates: SDF Rate: 8.50%

SLF Rate: 9.50%

SRR: 2.00%

Weekly AWPR: 9.36%

## Overnight Money Market



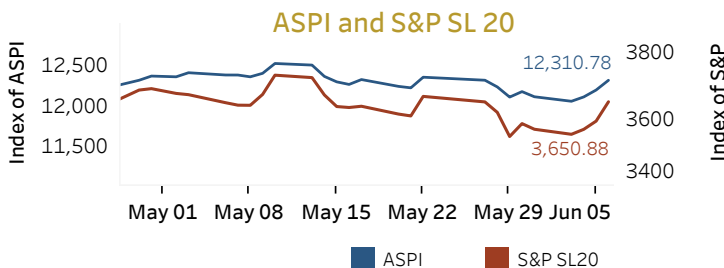
## Yield Rates of T-Bills

(per cent)

	Primary Market 05-Jun-24	Secondary Market 06-Jun-24 <sup>(a)</sup>
91 Day	8.70	8.73
182 Day	9.04	8.80
364 Day	9.27	9.27

Source: Central Bank of Sri Lanka

## Share Market



## 06-Jun-24

Daily Turnover (Rs. mn)	1,563.15
Market Capitalization (Rs. bn)	4,849.08
PE Ratio	10.18

## Foreign Purchases and Sales

(Rs. mn)

Foreign Purchases	66.28
Foreign Sales	96.92

Source: Colombo Stock Exchange

## Energy

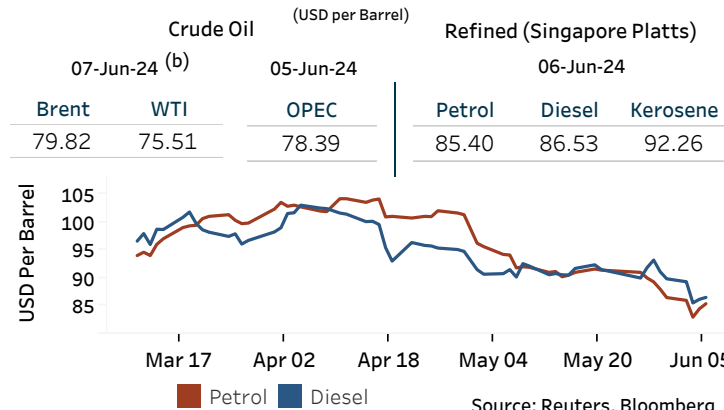
CPC Local Prices (LKR per Litre): Petrol (92 octane): 355.00

Auto Diesel: 317.00

Kerosene: 202.00

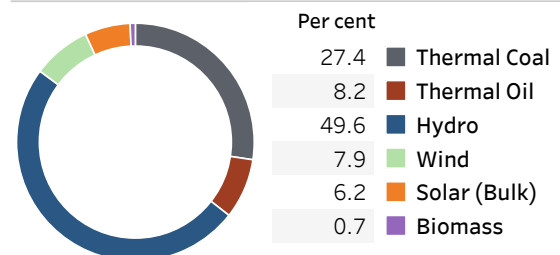
## Global Petroleum Products

(USD per Barrel)



## Electricity Generation

	05-Jun-24	06-Jun-24
Total Energy (GWh)	46.26	46.97
Peak Demand (MW)	2,350.80	2,383.20



(a) Based on actual transactions above Rs. 50 mn reported up to 4.00 PM (b) Updated at 8.00 AM

Published on 07-Jun-2024