



Real GDP Growth: 2023 -2.3%

NCPI Y-o-Y Change: April 2.7%

CCPI Y-o-Y Change: May 0.9%

## Exchange Rates

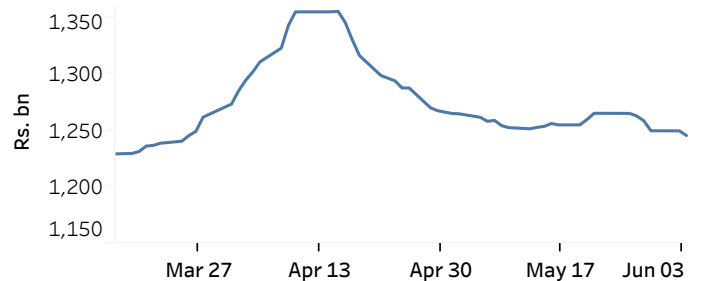
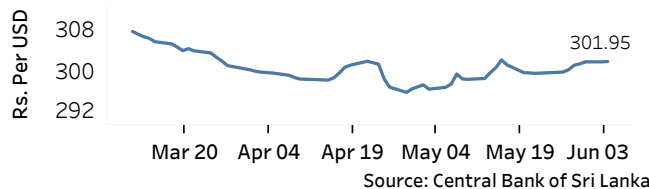
	TT Buying (Rs. Per Unit)	TT Selling (Rs. Per Unit)
04-Jun-24		
USD	297.1489	306.8239
GBP	379.4112	394.3516
EUR	322.6224	336.2221
JPY	1.8924	1.9713

## Currency in Circulation

(Rs.mn)

	31-May-24	03-Jun-24	04-Jun-24
	1,249,835.01	1,249,785.92	1,245,651.68

## Indicative Rate of the USD/LKR Spot Exchange Rate



## Money Market

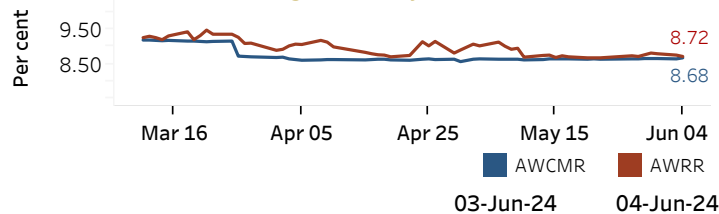
Policy Rates: SDF Rate: 8.50%

SLF Rate: 9.50%

SRR: 2.00%

Weekly AWPR: 9.36%

## Overnight Money Market



## Yield Rates of T-Bills

(per cent)

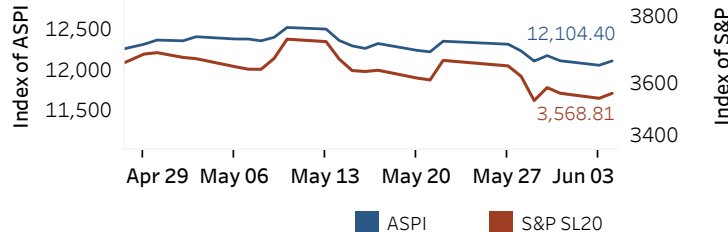
	Primary Market 29-May-24	Secondary Market 04-Jun-24 <sup>(a)</sup>
91 Day	8.62	-
182 Day	9.04	-
364 Day	9.18	-

Source: Central Bank of Sri Lanka

Overnight Liquidity (Rs. bn) 107.28 161.08

## Share Market

## ASPI and S&amp;P SL 20



## 04-Jun-24

Daily Turnover (Rs. mn)	899.95
Market Capitalization (Rs. bn)	4,776.48
PE Ratio	9.98

## Foreign Purchases and Sales

(Rs. mn)

Foreign Purchases	36.77
Foreign Sales	67.72

Source: Colombo Stock Exchange

## Energy

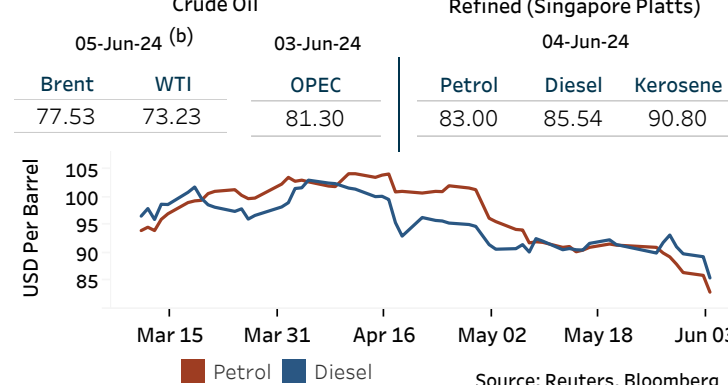
CPC Local Prices (LKR per Litre): Petrol (92 octane): 355.00

Auto Diesel: 317.00

Kerosene: 202.00

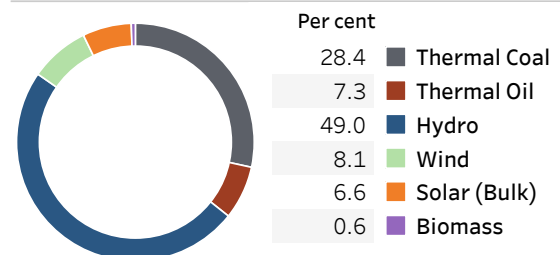
## Global Petroleum Products

(USD per Barrel)



## Electricity Generation

	03-Jun-24	04-Jun-24
Total Energy (GWh)	43.05	45.03
Peak Demand (MW)	2,257.10	2,342.70



Source: Ceylon Electricity Board

(a) Based on actual transactions above Rs. 50 mn reported up to 4.00 PM (b) Updated at 8.00 AM

Published on 05-Jun-2024