

Daily Economic Indicators

31 May 2024



Central Bank of Sri Lanka
Statistics Department

Real GDP Growth: 2023 -2.3%

NCPI Y-o-Y Change: April 2.7%

CCPI Y-o-Y Change: May 0.9%

Exchange Rates

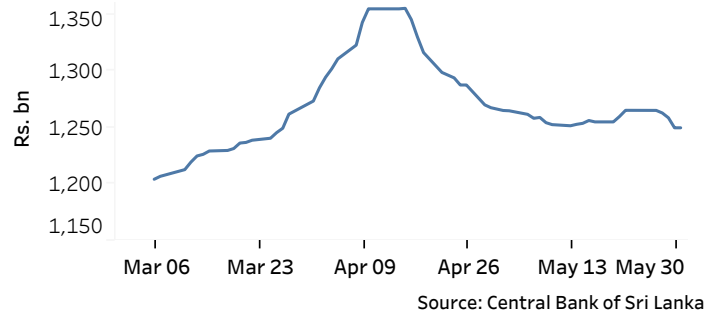
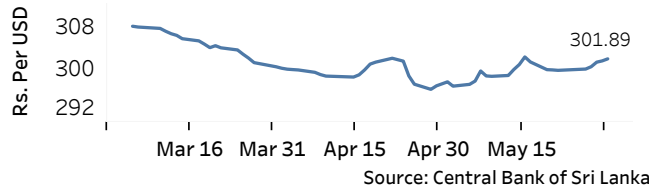
	TT Buying (Rs. Per Unit)	TT Selling (Rs. Per Unit)
31-May-24		
USD	296.9774	306.5863
GBP	376.4512	391.3170
EUR	319.7445	333.1566
JPY	1.8848	1.9642

Currency in Circulation

(Rs.mn)

	29-May-24	30-May-24	31-May-24
	1,258,662.88	1,249,835.01	1,249,835.01

Indicative Rate of the USD/LKR Spot Exchange Rate



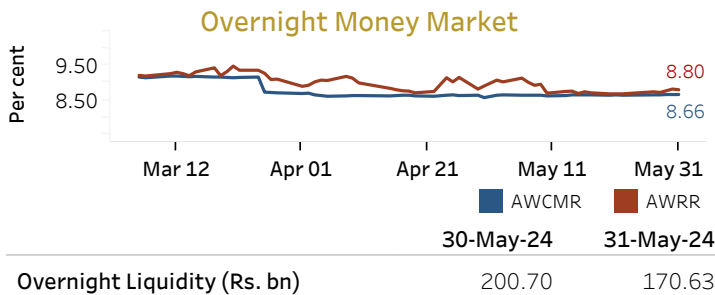
Money Market

Policy Rates: SDF Rate: 8.50%

SLF Rate: 9.50%

SRR: 2.00%

Weekly AWPR: 9.36%



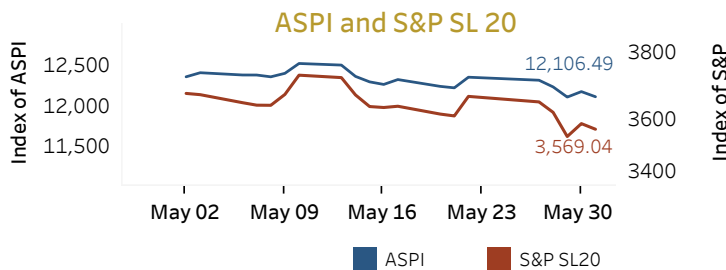
Yield Rates of T-Bills

(per cent)

	Primary Market 29-May-24	Secondary Market 31-May-24 ^(a)
91 Day	8.62	8.50
182 Day	9.04	8.84
364 Day	9.18	9.02

Source: Central Bank of Sri Lanka

Share Market



31-May-24

Daily Turnover (Rs. mn)	1,168.80
Market Capitalization (Rs. bn)	4,780.99
PE Ratio	10.02

Foreign Purchases and Sales

(Rs. mn)

Foreign Purchases	204.17
Foreign Sales	82.46

Source: Colombo Stock Exchange

Energy

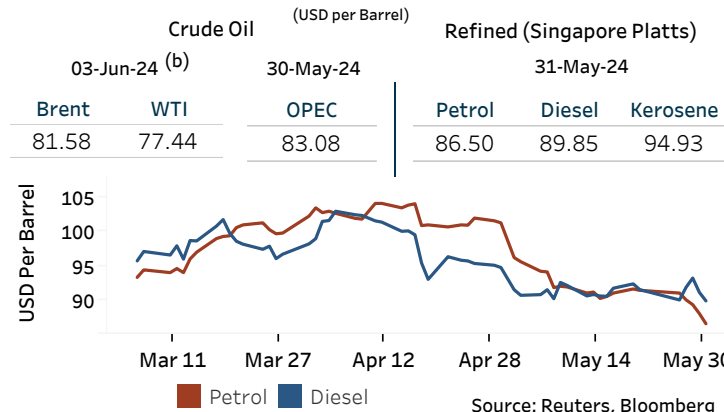
CPC Local Prices (LKR per Litre): Petrol (92 octane): 368.00

Auto Diesel: 333.00

Kerosene: 215.00

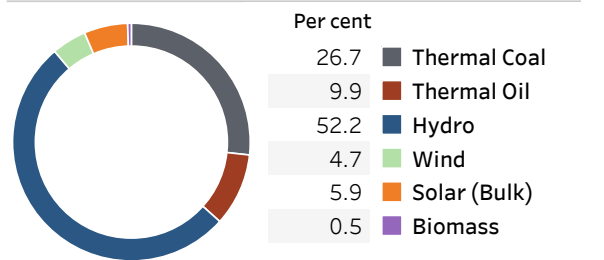
Global Petroleum Products

(USD per Barrel)



Electricity Generation

	30-May-24	31-May-24
Total Energy (GWh)	47.86	48.37
Peak Demand (MW)	2,410.40	2,464.90



(a) Based on actual transactions above Rs. 50 mn reported up to 4.00 PM (b) Updated at 8.00 AM

Published on 03-Jun-2024