

Daily Economic Indicators

27 May 2024



Central Bank of Sri Lanka
Statistics Department

Real GDP Growth: 2023 -2.3%

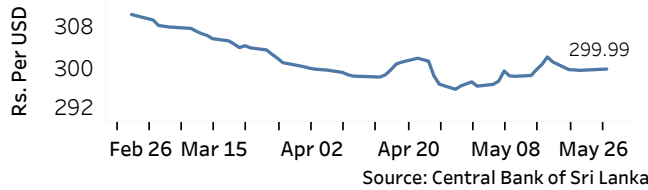
NCPI Y-o-Y Change: April 2.7%

CCPI Y-o-Y Change: April 1.5%

Exchange Rates

	TT Buying (Rs. Per Unit)	TT Selling (Rs. Per Unit)
27-May-24		
USD	295.3789	304.9953
GBP	375.0282	390.0025
EUR	318.9939	332.4872
JPY	1.8761	1.9552

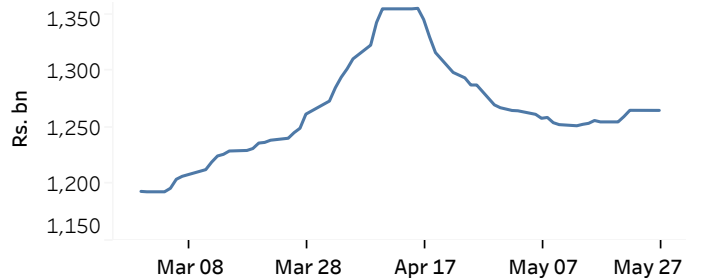
Indicative Rate of the USD/LKR Spot Exchange Rate



Currency in Circulation

(Rs.mn)

	21-May-24	22-May-24	27-May-24
	1,259,782.86	1,265,283.16	1,265,207.91



Money Market

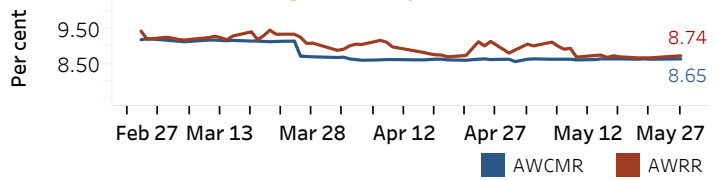
Policy Rates: SDF Rate: 8.50%

SLF Rate: 9.50%

SRR: 2.00%

Weekly AWPR: 9.68%

Overnight Money Market



Yield Rates of T-Bills

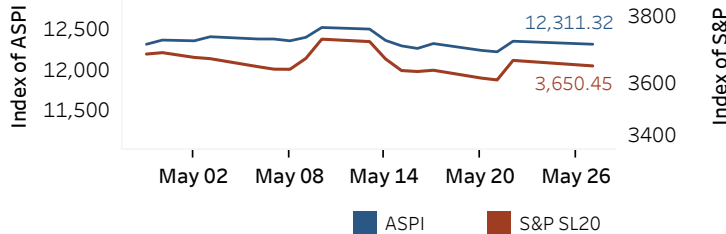
(per cent)

	Primary Market 21-May-24	Secondary Market 27-May-24 ^(a)
91 Day	8.76	-
182 Day	9.17	9.00
364 Day	9.29	9.12

Source: Central Bank of Sri Lanka

Share Market

ASPI and S&P SL 20



27-May-24

Daily Turnover (Rs. mn)	494.35
Market Capitalization (Rs. bn)	4,857.50
PE Ratio	10.59

Foreign Purchases and Sales

(Rs. mn)

Foreign Purchases	17.58
Foreign Sales	9.63

Source: Colombo Stock Exchange

Energy

CPC Local Prices (LKR per Litre): Petrol (92 octane): 368.00

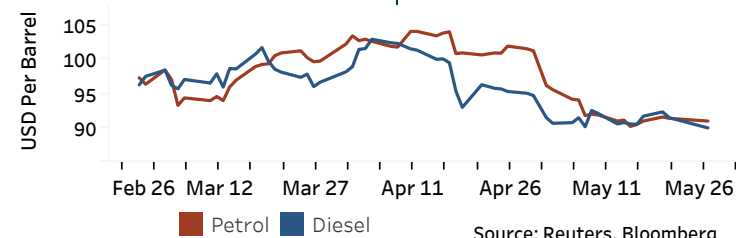
Auto Diesel: 333.00

Kerosene: 215.00

Global Petroleum Products

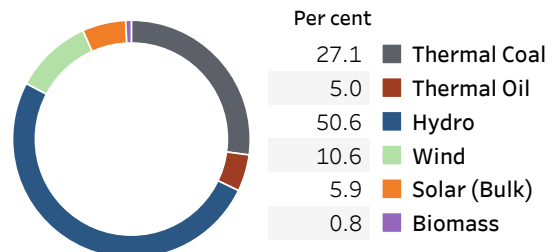
(USD per Barrel)

Crude Oil			Refined (Singapore Platts)		
28-May-24 ^(b)	22-May-24		Petrol	Diesel	Kerosene
Brent	WTI	OPEC			
83.16	78.75	83.27	91.00	89.99	94.89



Electricity Generation

	26-May-24	27-May-24
Total Energy (GWh)	37.36	44.79
Peak Demand (MW)	2,020.40	2,300.50



Source: Ceylon Electricity Board

(a) Based on actual transactions above Rs. 50 mn reported up to 4.00 PM (b) Updated at 8.00 AM

Published on 28-May-2024