

Daily Economic Indicators

22 May 2024



Central Bank of Sri Lanka
Statistics Department

Real GDP Growth: 2023 -2.3%

NCPI Y-o-Y Change: April 2.7%

CCPI Y-o-Y Change: April 1.5%

Exchange Rates

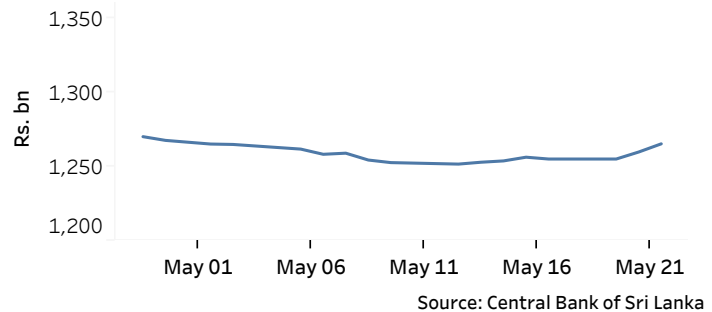
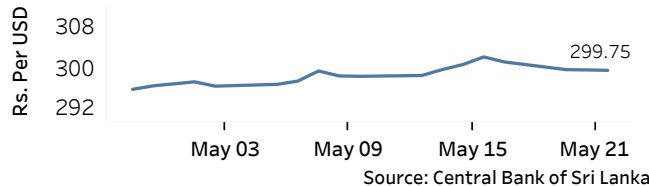
	TT Buying (Rs. Per Unit)	TT Selling (Rs. Per Unit)
22-May-24		
USD	294.8231	304.4801
GBP	373.7314	388.5210
EUR	318.6627	332.1386
JPY	1.8797	1.9576

Currency in Circulation

(Rs.mn)

	20-May-24	21-May-24	22-May-24
	1,255,053.27	1,259,782.86	1,265,283.16

Indicative Rate of the USD/LKR Spot Exchange Rate



Money Market

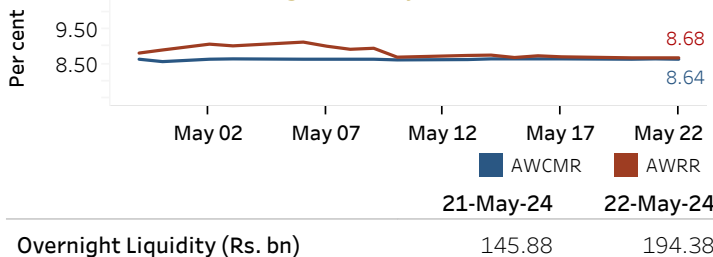
Policy Rates: SDF Rate: 8.50%

SLF Rate: 9.50%

SRR: 2.00%

Weekly AWPR: 9.68%

Overnight Money Market



Yield Rates of T-Bills

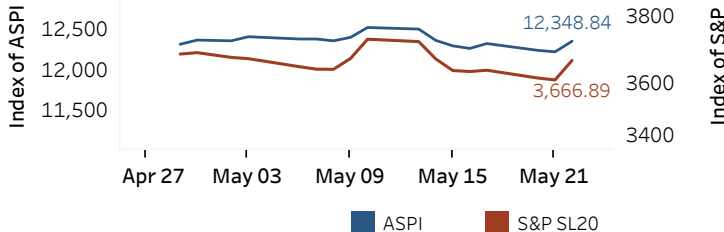
(per cent)

	Primary Market 21-May-24	Secondary Market 22-May-24 ^(a)
91 Day	8.76	8.77
182 Day	9.17	9.11
364 Day	9.29	9.18

Source: Central Bank of Sri Lanka

Share Market

ASPI and S&P SL 20



22-May-24

Daily Turnover (Rs. mn)	1,462.20
Market Capitalization (Rs. bn)	4,874.40
PE Ratio	10.63

Foreign Purchases and Sales

(Rs. mn)

Foreign Purchases	49.66
Foreign Sales	106.30

Source: Colombo Stock Exchange

Energy

CPC Local Prices (LKR per Litre): Petrol (92 octane): 368.00

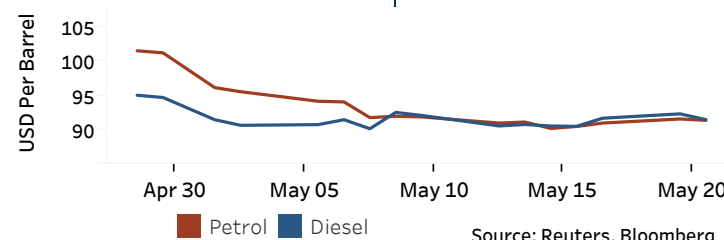
Auto Diesel: 333.00

Kerosene: 215.00

Global Petroleum Products

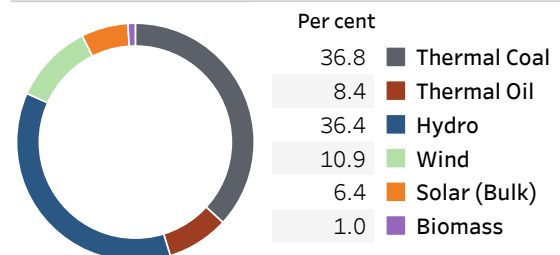
(USD per Barrel)

Crude Oil			Refined (Singapore Platts)		
27-May-24 ^(b)	22-May-24		21-May-24		
Brent	WTI	OPEC	Petrol	Diesel	Kerosene
82.23	77.88	83.27	91.40	91.50	96.07



Electricity Generation

	21-May-24	22-May-24
Total Energy (GWh)	43.94	42.29
Peak Demand (MW)	2,186.40	1,944.70



Source: Ceylon Electricity Board

(a) Based on actual transactions above Rs. 50 mn reported up to 4.00 PM (b) Updated at 8.00 AM

Published on 27-May-2024