

# Daily Economic Indicators

21 May 2024



Central Bank of Sri Lanka  
Statistics Department

Real GDP Growth: 2023 -2.3%

NCPI Y-o-Y Change: April 2.7%

CCPI Y-o-Y Change: April 1.5%

## Exchange Rates

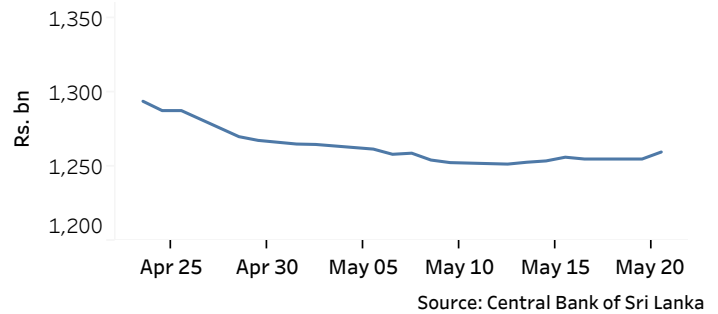
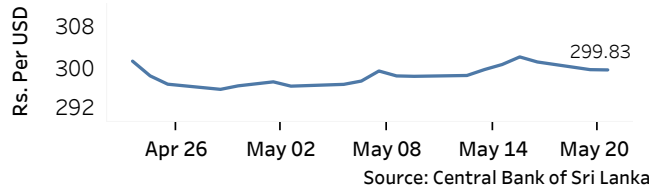
	TT Buying (Rs. Per Unit)	TT Selling (Rs. Per Unit)
21-May-24		
USD	294.7827	304.3151
GBP	373.1984	388.1412
EUR	318.5517	332.0384
JPY	1.8769	1.9556

## Currency in Circulation

(Rs.mn)

	17-May-24	20-May-24	21-May-24
	1,255,053.06	1,255,053.27	1,259,782.86

## Indicative Rate of the USD/LKR Spot Exchange Rate



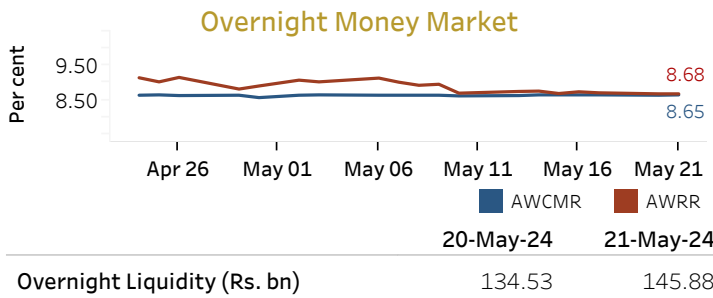
## Money Market

Policy Rates: SDF Rate: 8.50%

SLF Rate: 9.50%

SRR: 2.00%

Weekly AWPR: 9.65%



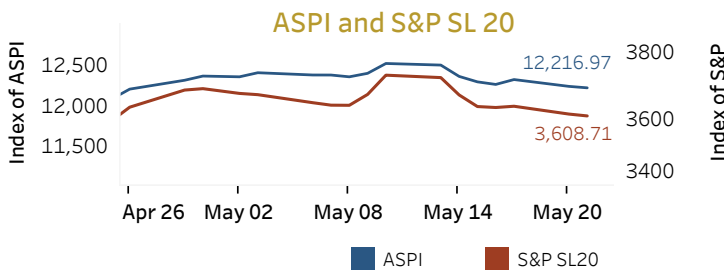
## Yield Rates of T-Bills

(per cent)

	Primary Market 21-May-24	Secondary Market 21-May-24 <sup>(a)</sup>
91 Day	8.76	8.86
182 Day	9.17	9.21
364 Day	9.29	9.32

Source: Central Bank of Sri Lanka

## Share Market



## 21-May-24

Daily Turnover (Rs. mn)	1,303.47
Market Capitalization (Rs. bn)	4,821.84
PE Ratio	10.51

## Foreign Purchases and Sales

(Rs. mn)

Foreign Purchases	210.17
Foreign Sales	112.68

Source: Colombo Stock Exchange

## Energy

CPC Local Prices (LKR per Litre): Petrol (92 octane): 368.00

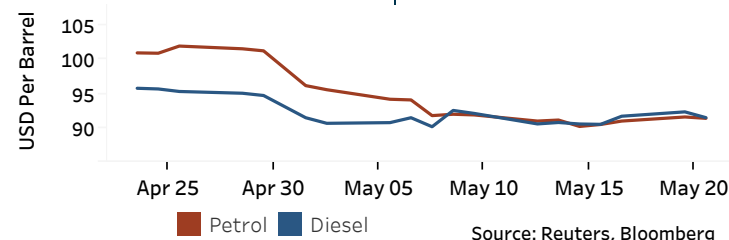
Auto Diesel: 333.00

Kerosene: 215.00

## Global Petroleum Products

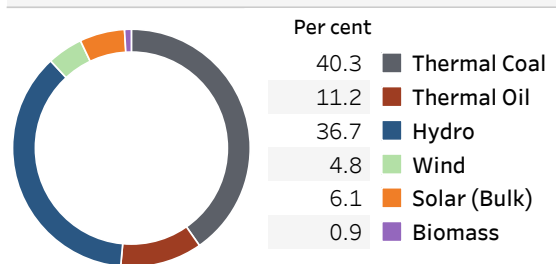
(USD per Barrel)

Crude Oil			Refined (Singapore Platts)		
22-May-24 <sup>(b)</sup>	20-May-24		Petrol	Diesel	Kerosene
Brent	WTI	OPEC			
82.31	79.26	84.51	91.40	91.50	96.07



## Electricity Generation

	20-May-24	21-May-24
Total Energy (GWh)	43.43	43.94
Peak Demand (MW)	2,012.70	2,186.40



(a) Based on actual transactions above Rs. 50 mn reported up to 4.00 PM (b) Updated at 8.00 AM

Published on 22-May-2024