

# Daily Economic Indicators

20 May 2024



Central Bank of Sri Lanka  
Statistics Department

Real GDP Growth: 2023 -2.3%

NCPI Y-o-Y Change: March 2.5%

CCPI Y-o-Y Change: April 1.5%

## Exchange Rates

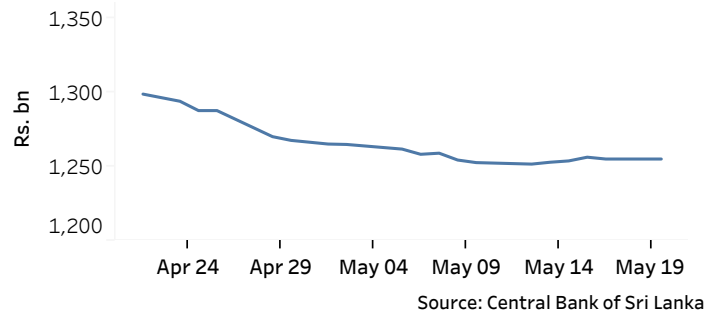
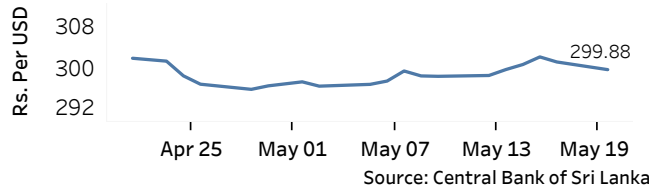
	TT Buying (Rs. Per Unit)	TT Selling (Rs. Per Unit)
20-May-24		
USD	294.9261	304.5972
GBP	373.5482	388.2925
EUR	319.3947	332.8140
JPY	1.8852	1.9644

## Currency in Circulation

(Rs.mn)

	16-May-24	17-May-24	20-May-24
	1,256,283.82	1,255,053.06	1,255,053.27

## Indicative Rate of the USD/LKR Spot Exchange Rate



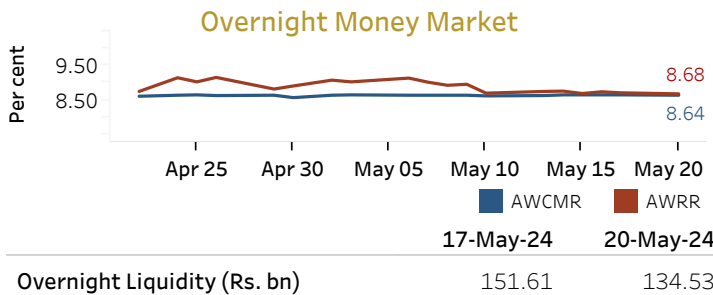
## Money Market

Policy Rates: SDF Rate: 8.50%

SLF Rate: 9.50%

SRR: 2.00%

Weekly AWPR: 9.65%



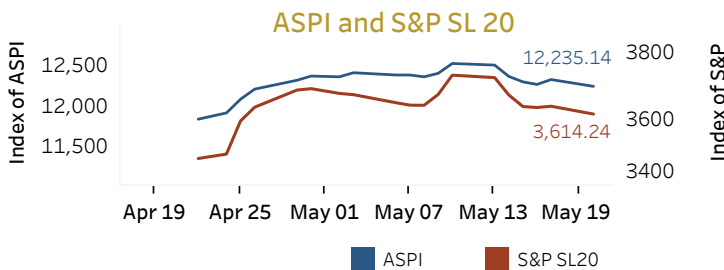
## Yield Rates of T-Bills

(per cent)

	Primary Market 15-May-24	Secondary Market 20-May-24 <sup>(a)</sup>
91 Day	9.04	-
182 Day	9.43	9.19
364 Day	9.57	-

Source: Central Bank of Sri Lanka

## Share Market



## 20-May-24

Daily Turnover (Rs. mn)	1,082.29
Market Capitalization (Rs. bn)	4,825.91
PE Ratio	10.52

## Foreign Purchases and Sales

(Rs. mn)

Foreign Purchases	53.93
Foreign Sales	29.30

Source: Colombo Stock Exchange

## Energy

CPC Local Prices (LKR per Litre): Petrol (92 octane): 368.00

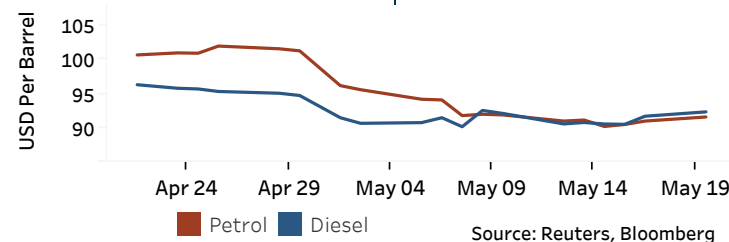
Auto Diesel: 333.00

Kerosene: 215.00

## Global Petroleum Products

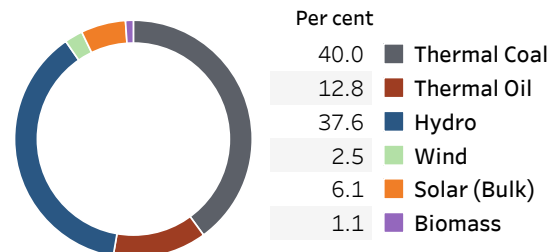
(USD per Barrel)

Crude Oil			Refined (Singapore Platts)		
21-May-24 <sup>(b)</sup>	16-May-24		Petrol	Diesel	Kerosene
Brent	WTI	OPEC			
83.36	79.62	83.30	91.60	92.35	96.62



## Electricity Generation

	19-May-24	20-May-24
Total Energy (GWh)	38.99	43.43
Peak Demand (MW)	2,047.30	2,012.70



Source: Ceylon Electricity Board

(a) Based on actual transactions above Rs. 50 mn reported up to 4.00 PM (b) Updated at 8.00 AM

Published on 21-May-2024