

# Daily Economic Indicators

17 May 2024



Central Bank of Sri Lanka  
Statistics Department

Real GDP Growth: 2023 -2.3%

NCPI Y-o-Y Change: March 2.5%

CCPI Y-o-Y Change: April 1.5%

## Exchange Rates

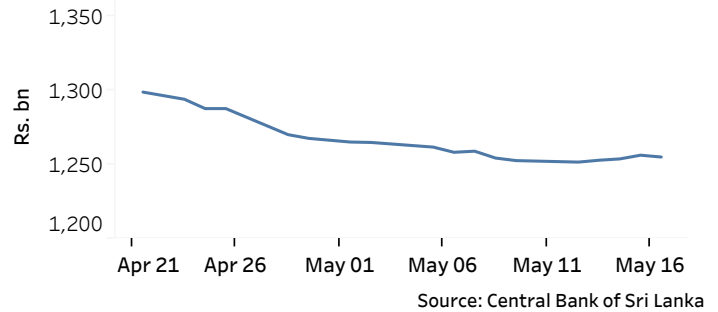
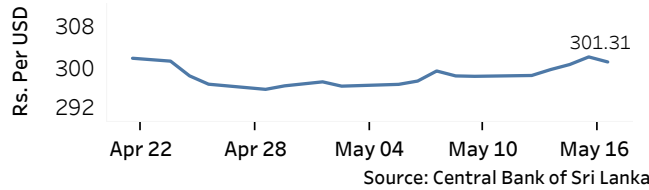
|           | TT Buying<br>(Rs. Per Unit) | TT Selling<br>(Rs. Per Unit) |
|-----------|-----------------------------|------------------------------|
| 17-May-24 |                             |                              |
| USD       | 295.8026                    | 305.1511                     |
| GBP       | 373.2165                    | 387.7862                     |
| EUR       | 319.4849                    | 333.0510                     |
| JPY       | 1.8894                      | 1.9680                       |

## Currency in Circulation

(Rs.mn)

|  | 15-May-24    | 16-May-24    | 17-May-24    |
|--|--------------|--------------|--------------|
|  | 1,253,783.23 | 1,256,283.82 | 1,255,053.06 |

## Indicative Rate of the USD/LKR Spot Exchange Rate



## Money Market

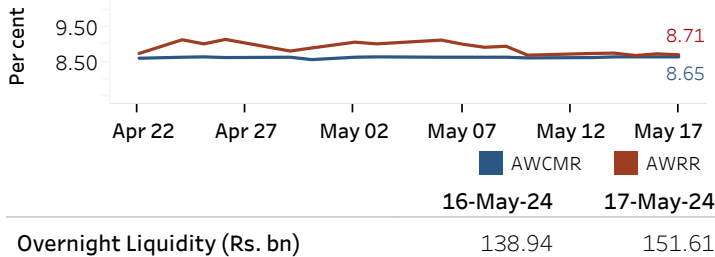
Policy Rates: SDF Rate: 8.50%

SLF Rate: 9.50%

SRR: 2.00%

Weekly AWPR: 9.65%

## Overnight Money Market



## Yield Rates of T-Bills

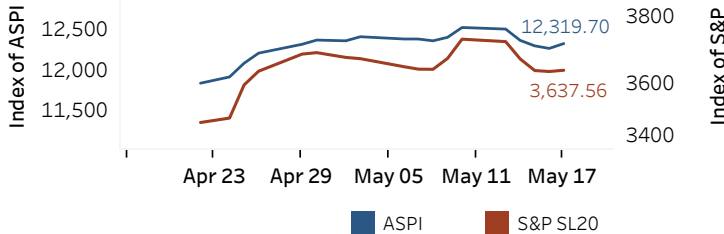
(per cent)

|         | Primary Market<br>15-May-24 | Secondary Market<br>17-May-24 <sup>(a)</sup> |
|---------|-----------------------------|--|
| 91 Day  | 9.04                        | -  |
| 182 Day | 9.43                        | 9.25   |
| 364 Day | 9.57                        | 9.45   |

Source: Central Bank of Sri Lanka

## Share Market

### ASPI and S&P SL 20



### 17-May-24

|                                |          |
|--------------------------------|----------|
| Daily Turnover (Rs. mn)        | 1,215.47 |
| Market Capitalization (Rs. bn) | 4,867.20 |
| PE Ratio                       | 10.60    |

### Foreign Purchases and Sales

(Rs. mn)

|                   |       |
|-------------------|-------|
| Foreign Purchases | 41.40 |
| Foreign Sales     | 49.42 |

Source: Colombo Stock Exchange

## Energy

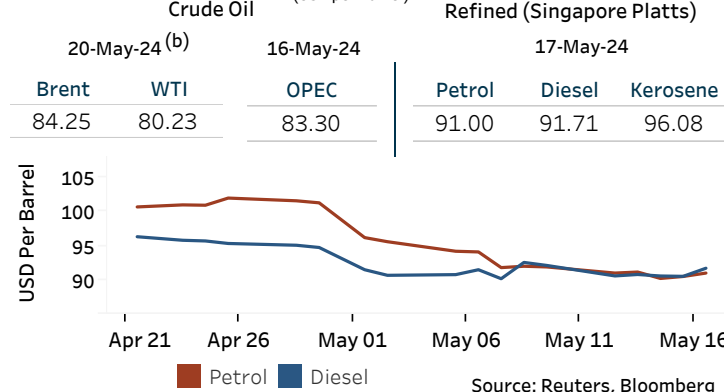
CPC Local Prices (LKR per Litre): Petrol (92 octane): 368.00

Auto Diesel: 333.00

Kerosene: 215.00

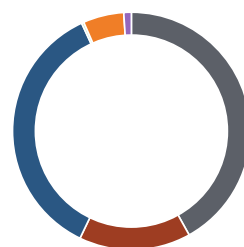
## Global Petroleum Products

(USD per Barrel)



## Electricity Generation

|                    | 16-May-24 | 17-May-24 |
|--------------------|-----------|-----------|
| Total Energy (GWh) | 46.78     | 46.48     |
| Peak Demand (MW)   | 2,109.40  | 2,323.20  |



Per cent

|      |              |
|------|--------------|
| 41.9 | Thermal Coal |
| 15.2 | Thermal Oil  |
| 36.0 | Hydro        |
| 0.3  | Wind         |
| 5.6  | Solar (Bulk) |
| 1.0  | Biomass      |

Source: Ceylon Electricity Board

(a) Based on actual transactions above Rs. 50 mn reported up to 4.00 PM (b) Updated at 8.00 AM

Published on 20-May-2024