



Real GDP Growth: 2023 -2.3%

NCPI Y-o-Y Change: March 2.5%

CCPI Y-o-Y Change: April 1.5%

Exchange Rates

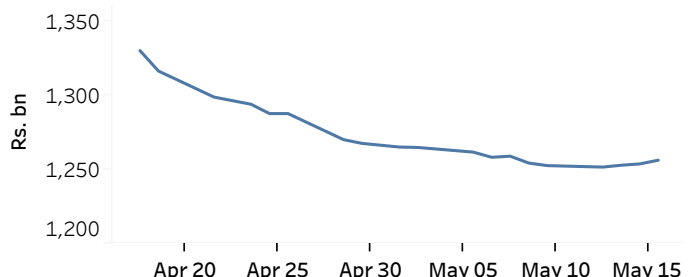
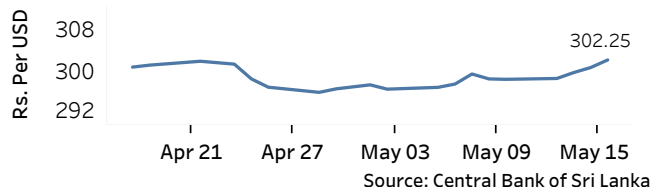
16-May-24	TT Buying	TT Selling
	(Rs. Per Unit)	(Rs. Per Unit)
USD	297.3178	307.0361
GBP	376.1389	390.8864
EUR	322.2197	335.7786
JPY	1.9220	2.0009

Currency in Circulation

(Rs.mn)

14-May-24	15-May-24	16-May-24
1,252,897.20	1,253,783.23	1,256,283.82

Indicative Rate of the USD/LKR Spot Exchange Rate



Money Market

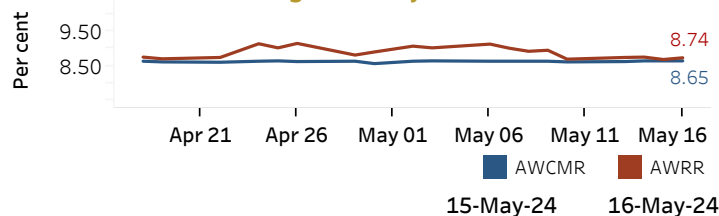
Policy Rates: SDF Rate: 8.50%

SLF Rate: 9.50%

SRR: 2.00%

Weekly AWPR: 9.92%

Overnight Money Market



Yield Rates of T-Bills

(per cent)

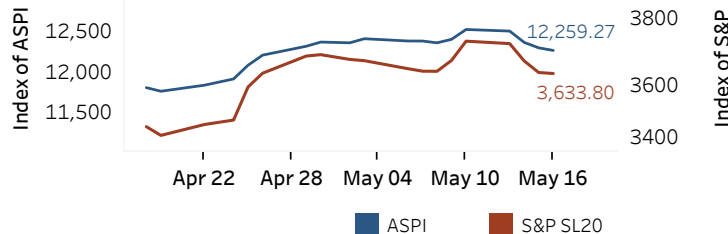
	Primary Market	Secondary Market
	15-May-24	16-May-24 ^(a)
91 Day	9.04	9.04
182 Day	9.43	9.36
364 Day	9.57	9.50

Overnight Liquidity (Rs. bn)	15-May-24	16-May-24
	159.48	138.94

Source: Central Bank of Sri Lanka

Share Market

ASPI and S&P SL 20



16-May-24

Daily Turnover (Rs. mn)	1,437.19
Market Capitalization (Rs. bn)	4,841.92
PE Ratio	10.54

Foreign Purchases and Sales

(Rs. mn)

Foreign Purchases	89.53
Foreign Sales	184.23

Source: Colombo Stock Exchange

Energy

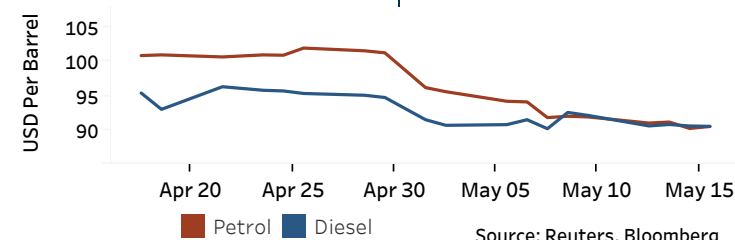
CPC Local Prices (LKR per Litre): Petrol (92 octane): 368.00

Auto Diesel: 333.00

Kerosene: 215.00

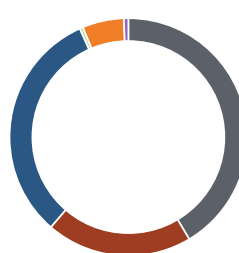
Global Petroleum Products

Crude Oil (USD per Barrel)			Refined (Singapore Platts)		
17-May-24 ^(b)		15-May-24	16-May-24		
Brent	WTI	OPEC	Petrol	Diesel	Kerosene
83.57	79.37	82.95	90.50	90.52	95.01



Electricity Generation

	15-May-24	16-May-24
Total Energy (GWh)	47.73	46.78
Peak Demand (MW)	2,407.60	2,109.40



Per cent

41.4	Thermal Coal
19.9	Thermal Oil
32.0	Hydro
0.4	Wind
5.6	Solar (Bulk)
0.6	Biomass

Source: Ceylon Electricity Board