



Real GDP Growth: 2023 -2.3%

NCPI Y-o-Y Change: March 2.5%

CCPI Y-o-Y Change: April 1.5%

Exchange Rates

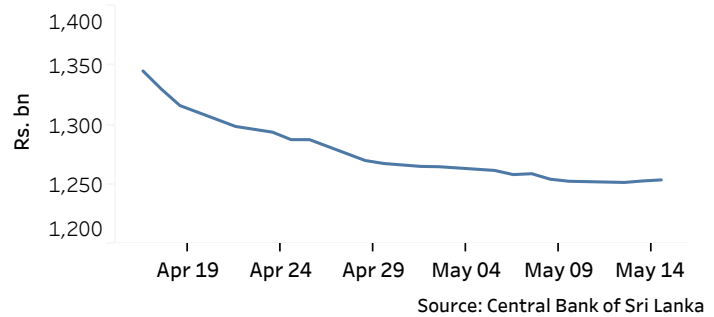
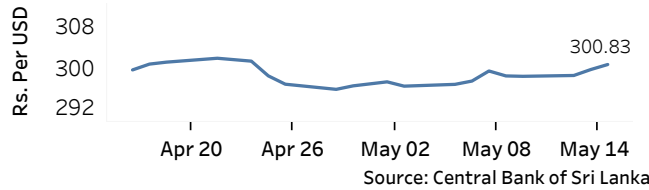
15-May-24	TT Buying	TT Selling
	(Rs. Per Unit)	(Rs. Per Unit)
USD	296.7431	306.4280
GBP	372.6509	387.4365
EUR	319.5671	333.3048
JPY	1.8886	1.9685

Currency in Circulation

(Rs.mn)

13-May-24	14-May-24	15-May-24
1,251,639.92	1,252,897.20	1,253,783.23

Indicative Rate of the USD/LKR Spot Exchange Rate



Money Market

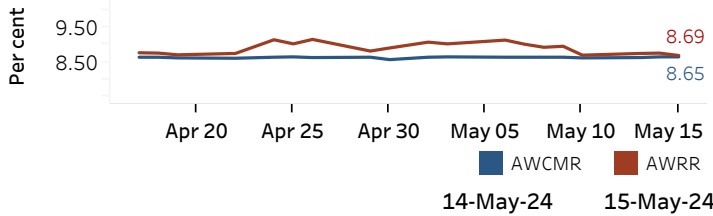
Policy Rates: SDF Rate: 8.50%

SLF Rate: 9.50%

SRR: 2.00%

Weekly AWPR: 9.92%

Overnight Money Market



Yield Rates of T-Bills

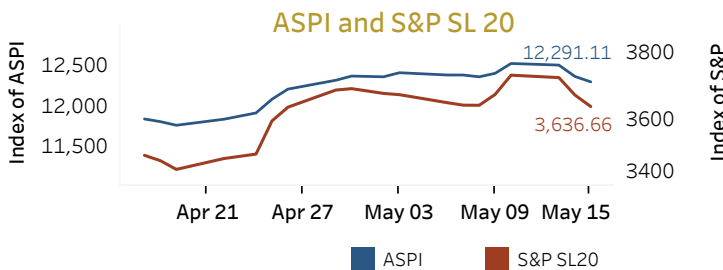
(per cent)

	Primary Market	Secondary Market
	15-May-24	15-May-24 ^(a)
91 Day	9.04	9.03
182 Day	9.43	9.44
364 Day	9.57	9.54

Overnight Liquidity (Rs. bn)	173.63	159.48
------------------------------	--------	--------

Source: Central Bank of Sri Lanka

Share Market



15-May-24

Daily Turnover (Rs. mn)	3,201.64
Market Capitalization (Rs. bn)	4,844.62
PE Ratio	10.55

Foreign Purchases and Sales

(Rs. mn)

Foreign Purchases	941.07
Foreign Sales	168.97

Source: Colombo Stock Exchange

Energy

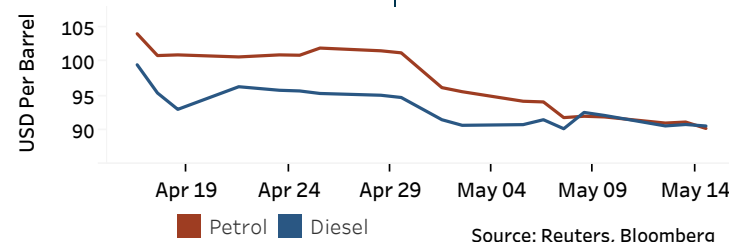
CPC Local Prices (LKR per Litre): Petrol (92 octane): 368.00

Auto Diesel: 333.00

Kerosene: 215.00

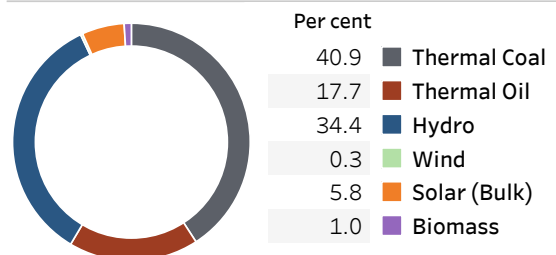
Global Petroleum Products

Crude Oil (USD per Barrel)			Refined (Singapore Platts)		
16-May-24 ^(b)		14-May-24	15-May-24		
Brent	WTI	OPEC	Petrol	Diesel	Kerosene
83.09	78.98	83.08	90.21	90.57	95.04



Electricity Generation

	14-May-24	15-May-24
Total Energy (GWh)	47.05	47.73
Peak Demand (MW)	2,278.50	2,407.60



Source: Ceylon Electricity Board