



Real GDP Growth: 2023 -2.3%

NCPI Y-o-Y Change: March 2.5%

CCPI Y-o-Y Change: April 1.5%

### Exchange Rates

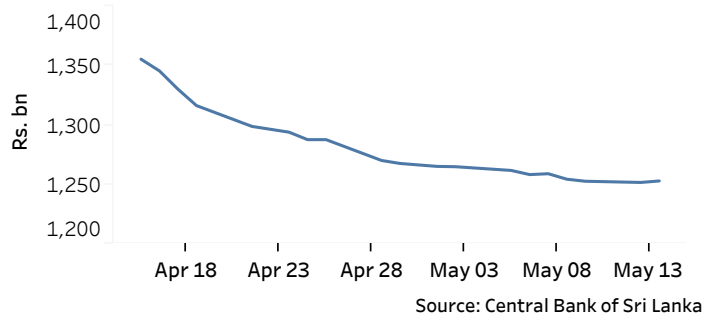
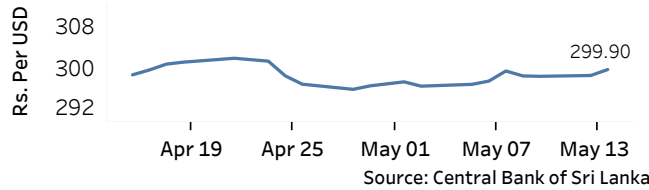
14-May-24	TT Buying	TT Selling
	(Rs. Per Unit)	(Rs. Per Unit)
USD	295.6765	305.2385
GBP	369.7597	384.8778
EUR	317.2631	330.9077
JPY	1.8814	1.9610

### Currency in Circulation

(Rs.mn)

10-May-24	13-May-24	14-May-24
1,252,642.50	1,251,639.92	1,252,897.20

### Indicative Rate of the USD/LKR Spot Exchange Rate



### Money Market

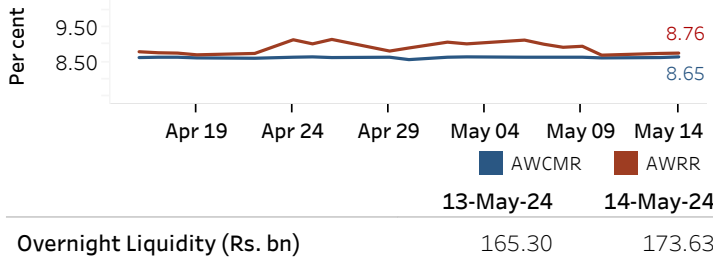
Policy Rates: SDF Rate: 8.50%

SLF Rate: 9.50%

SRR: 2.00%

Weekly AWPR: 9.92%

### Overnight Money Market



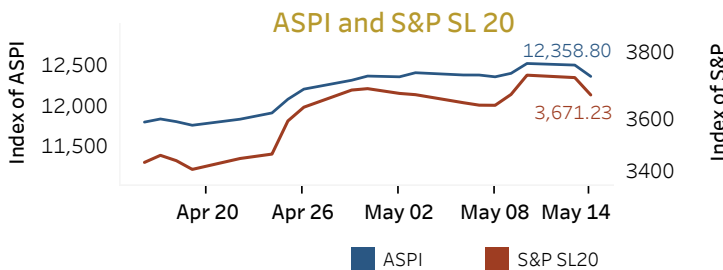
### Yield Rates of T-Bills

(per cent)

	Primary Market 08-May-24	Secondary Market 14-May-24 <sup>(a)</sup>
91 Day	9.43	9.12
182 Day	9.76	-
364 Day	9.90	-

Source: Central Bank of Sri Lanka

### Share Market



### 14-May-24

Daily Turnover (Rs. mn)	3,330.34
Market Capitalization (Rs. bn)	4,875.88
PE Ratio	10.62

### Foreign Purchases and Sales

(Rs. mn)

Foreign Purchases	40.65
Foreign Sales	628.46

Source: Colombo Stock Exchange

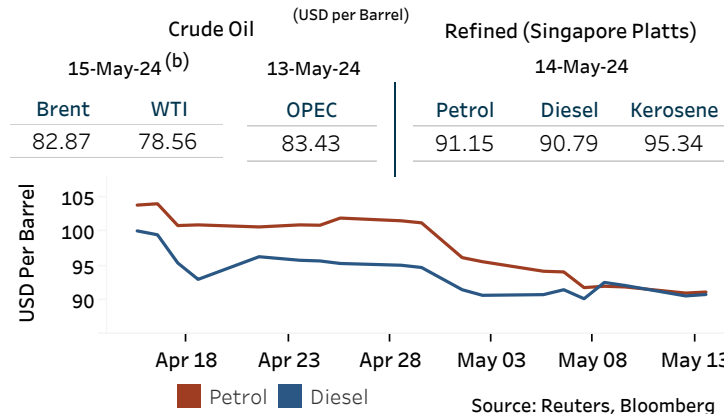
### Energy

CPC Local Prices (LKR per Litre): Petrol (92 octane): 368.00

Auto Diesel: 333.00

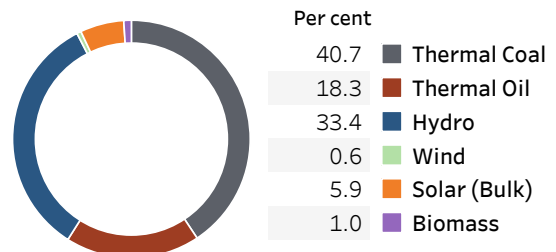
Kerosene: 215.00

### Global Petroleum Products



### Electricity Generation

	13-May-24	14-May-24
Total Energy (GWh)	46.49	47.05
Peak Demand (MW)	2,351.10	2,278.50



Source: Ceylon Electricity Board