



Real GDP Growth: 2023 -2.3%

NCPI Y-o-Y Change: March 2.5%

CCPI Y-o-Y Change: April 1.5%

Exchange Rates

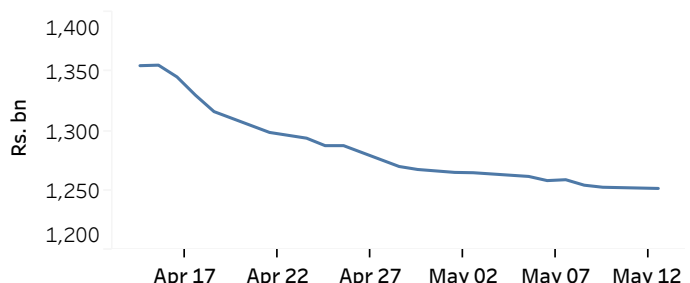
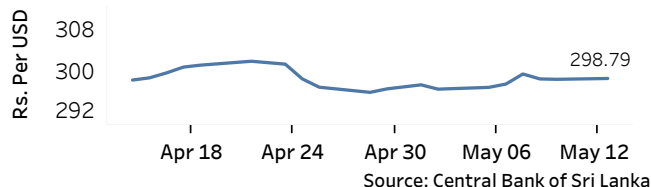
13-May-24	TT Buying	TT Selling
	(Rs. Per Unit)	(Rs. Per Unit)
USD	294.1501	303.7846
GBP	366.7479	381.7912
EUR	315.0856	328.6393
JPY	1.8794	1.9586

Currency in Circulation

(Rs.mn)

09-May-24	10-May-24	13-May-24
1,254,374.49	1,252,642.50	1,251,639.92

Indicative Rate of the USD/LKR Spot Exchange Rate



Money Market

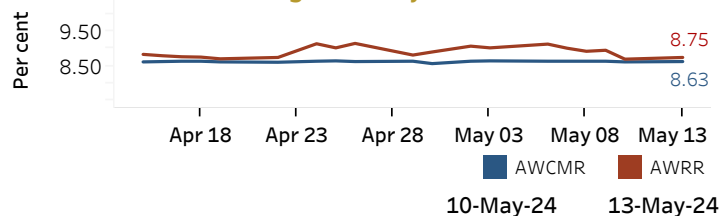
Policy Rates: SDF Rate: 8.50%

SLF Rate: 9.50%

SRR: 2.00%

Weekly AWPR: 9.92%

Overnight Money Market



Yield Rates of T-Bills

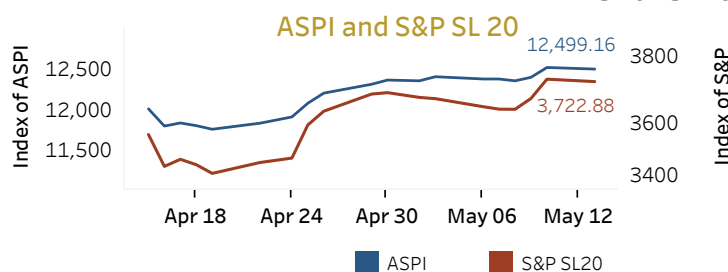
(per cent)

	Primary Market	Secondary Market
	08-May-24	13-May-24 ^(a)
91 Day	9.43	-
182 Day	9.76	-
364 Day	9.90	-

Overnight Liquidity (Rs. bn)	10-May-24	13-May-24
	181.90	165.30

Source: Central Bank of Sri Lanka

Share Market



13-May-24

Daily Turnover (Rs. mn)	1,790.52
Market Capitalization (Rs. bn)	4,927.97
PE Ratio	10.73

Foreign Purchases and Sales

(Rs. mn)

Foreign Purchases	60.86
Foreign Sales	259.70

Source: Colombo Stock Exchange

Energy

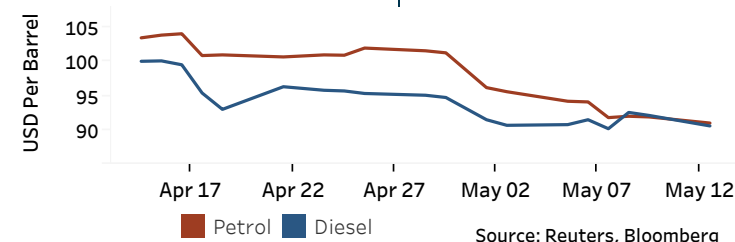
CPC Local Prices (LKR per Litre): Petrol (92 octane): 368.00

Auto Diesel: 333.00

Kerosene: 215.00

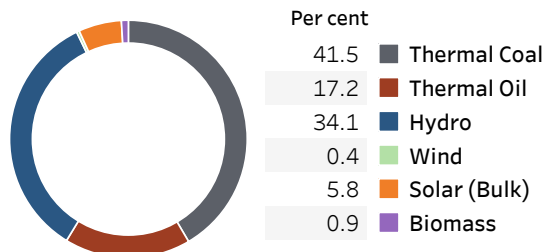
Global Petroleum Products

Crude Oil (USD per Barrel)			Refined (Singapore Platts)		
14-May-24 ^(b)		10-May-24	13-May-24		
Brent	WTI	OPEC	Petrol	Diesel	Kerosene
83.40	79.15	84.29	91.00	90.58	94.89



Electricity Generation

	12-May-24	13-May-24
Total Energy (GWh)	40.89	46.49
Peak Demand (MW)	2,016.30	2,351.10



Source: Ceylon Electricity Board