



Real GDP Growth: 2023 -2.3%

NCPI Y-o-Y Change: March 2.5%

CCPI Y-o-Y Change: April 1.5%

Exchange Rates

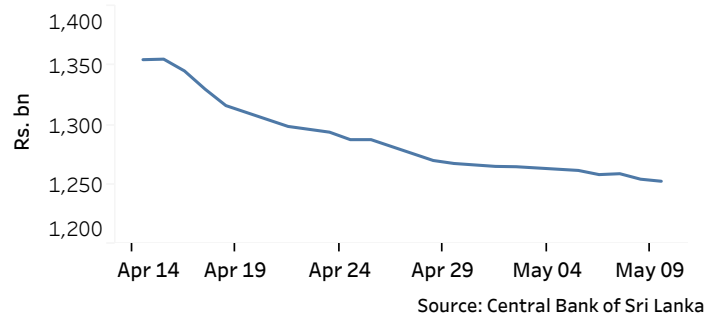
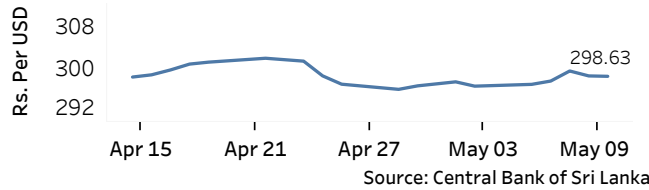
10-May-24	TT Buying	TT Selling
	(Rs. Per Unit)	(Rs. Per Unit)
USD	293.7297	303.3840
GBP	366.3175	381.2192
EUR	315.1261	328.3523
JPY	1.8790	1.9577

Currency in Circulation

(Rs.mn)

08-May-24	09-May-24	10-May-24
1,258,985.89	1,254,374.49	1,252,642.50

Indicative Rate of the USD/LKR Spot Exchange Rate



Money Market

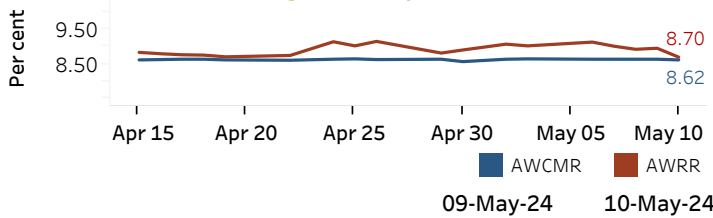
Policy Rates: SDF Rate: 8.50%

SLF Rate: 9.50%

SRR: 2.00%

Weekly AWPR: 9.92%

Overnight Money Market



Yield Rates of T-Bills

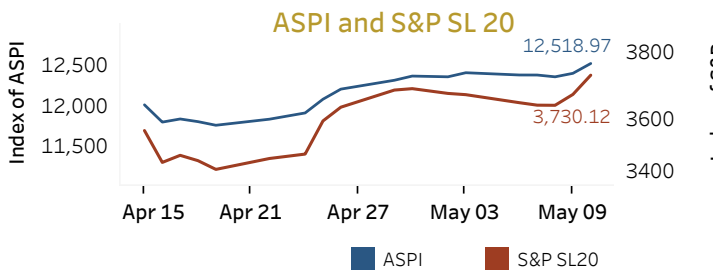
(per cent)

	Primary Market	Secondary Market
	08-May-24	10-May-24 ^(a)
91 Day	9.43	
182 Day	9.76	9.49
364 Day	9.90	9.80

Overnight Liquidity (Rs. bn) 171.05 181.90

Source: Central Bank of Sri Lanka

Share Market



10-May-24

Daily Turnover (Rs. mn)	2,575.31
Market Capitalization (Rs. bn)	4,941.65
PE Ratio	10.76

Foreign Purchases and Sales

(Rs. mn)

Foreign Purchases	173.77
Foreign Sales	132.69

Source: Colombo Stock Exchange

Energy

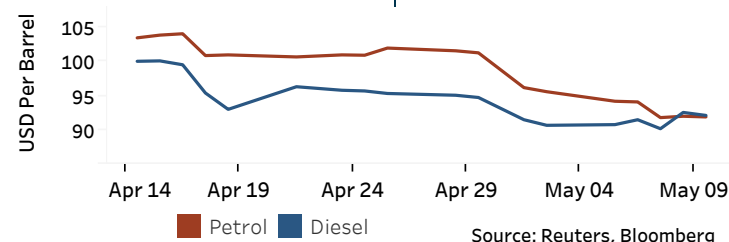
CPC Local Prices (LKR per Litre): Petrol (92 octane): 368.00

Auto Diesel: 333.00

Kerosene: 215.00

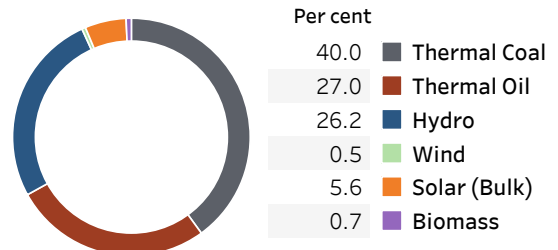
Global Petroleum Products

Crude Oil (USD per Barrel)			Refined (Singapore Platts)		
13-May-24 ^(b)		09-May-24	10-May-24		
Brent	WTI	OPEC	Petrol	Diesel	Kerosene
82.27	77.80	84.30	91.90	92.12	96.32



Electricity Generation

	09-May-24	10-May-24
Total Energy (GWh)	50.82	48.54
Peak Demand (MW)	2,527.70	2,193.40



Source: Ceylon Electricity Board