



Real GDP Growth: 2023 -2.3%

NCPI Y-o-Y Change: March 2.5%

CCPI Y-o-Y Change: April 1.5%

Exchange Rates

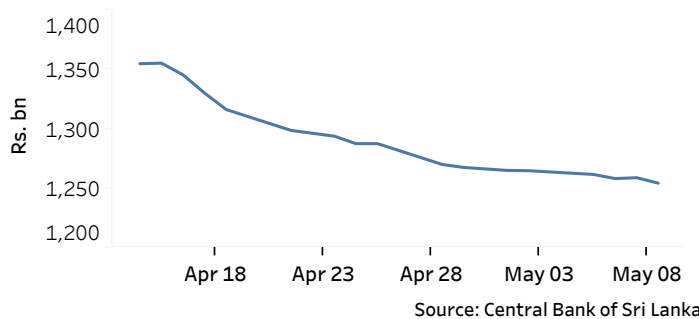
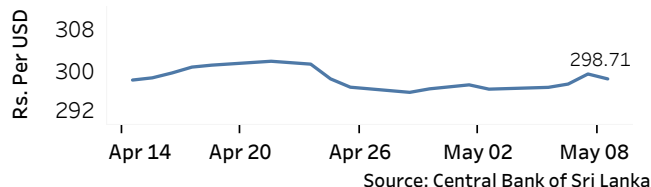
09-May-24	TT Buying	TT Selling
	(Rs. Per Unit)	(Rs. Per Unit)
USD	293.8242	303.3789
GBP	365.6530	380.5507
EUR	314.4802	327.6539
JPY	1.8809	1.9593

Currency in Circulation

(Rs.mn)

07-May-24	08-May-24	09-May-24
1,258,239.15	1,258,985.89	1,254,374.49

Indicative Rate of the USD/LKR Spot Exchange Rate



Money Market

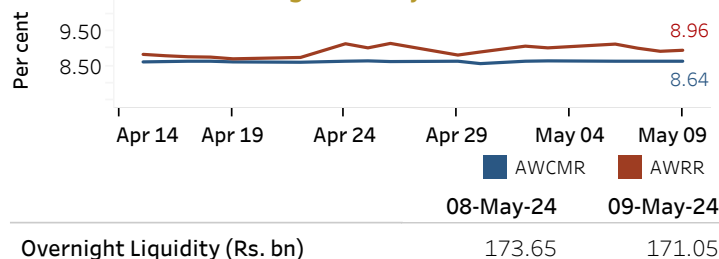
Policy Rates: SDF Rate: 8.50%

SLF Rate: 9.50%

SRR: 2.00%

Weekly AWPR: 10.15%

Overnight Money Market



Yield Rates of T-Bills

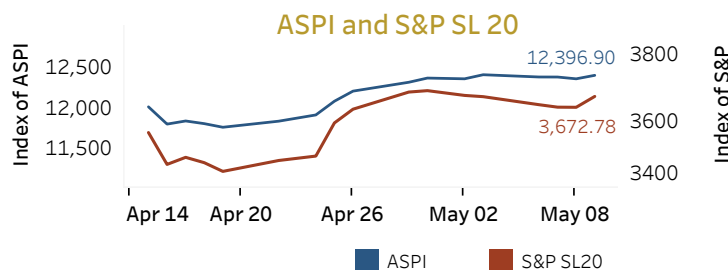
(per cent)

	Primary Market	Secondary Market
	08-May-24	09-May-24 ^(a)
91 Day	9.43	9.44
182 Day	9.76	9.59
364 Day	9.90	9.88

Source: Central Bank of Sri Lanka

Overnight Liquidity (Rs. bn)	173.65	171.05
------------------------------	--------	--------

Share Market



09-May-24

Daily Turnover (Rs. mn)	2,781.44
Market Capitalization (Rs. bn)	4,909.29
PE Ratio	10.69

Foreign Purchases and Sales

(Rs. mn)

Foreign Purchases	689.86
Foreign Sales	318.93

Source: Colombo Stock Exchange

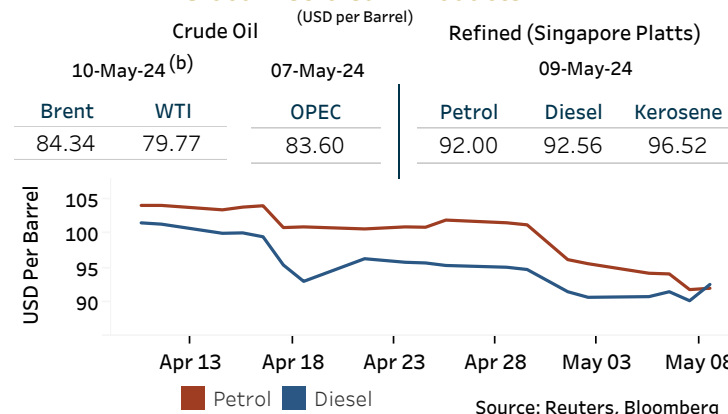
Energy

CPC Local Prices (LKR per Litre): Petrol (92 octane): 368.00

Auto Diesel: 333.00

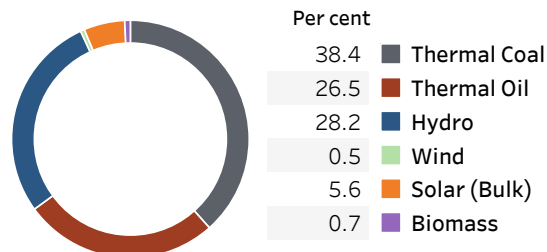
Kerosene: 215.00

Global Petroleum Products



Electricity Generation

	08-May-24	09-May-24
Total Energy (GWh)	51.18	50.82
Peak Demand (MW)	2,396.00	2,527.70



Source: Ceylon Electricity Board