



Real GDP Growth: 2023 -2.3%

NCPI Y-o-Y Change: March 2.5%

CCPI Y-o-Y Change: April 1.5%

Exchange Rates

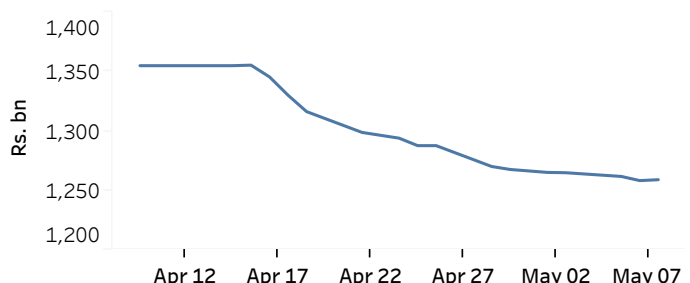
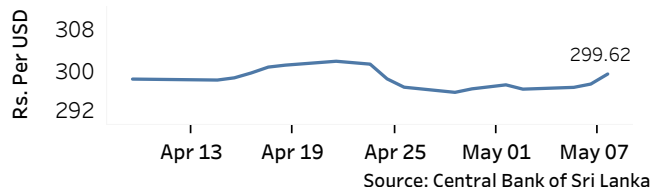
08-May-24	TT Buying	TT Selling
	(Rs. Per Unit)	(Rs. Per Unit)
USD	294.3822	303.9272
GBP	366.2294	380.9044
EUR	314.5227	327.9469
JPY	1.8890	1.9677

Currency in Circulation

(Rs.mn)

06-May-24	07-May-24	08-May-24
1,261,737.24	1,258,239.15	1,258,985.89

Indicative Rate of the USD/LKR Spot Exchange Rate



Money Market

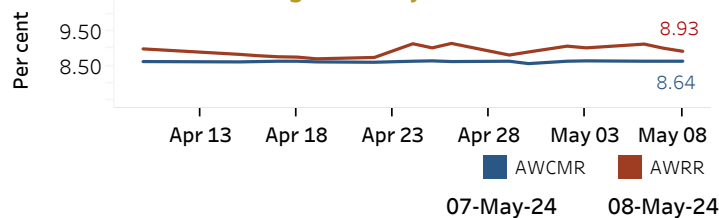
Policy Rates: SDF Rate: 8.50%

SLF Rate: 9.50%

SRR: 2.00%

Weekly AWPR: 10.15%

Overnight Money Market



Yield Rates of T-Bills

(per cent)

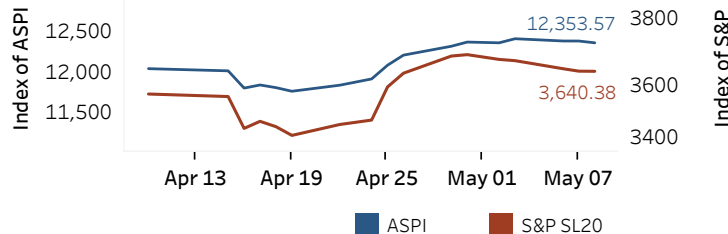
	Primary Market	Secondary Market
	08-May-24	08-May-24 ^(a)
91 Day	9.43	9.43
182 Day	9.76	9.73
364 Day	9.90	9.90

Overnight Liquidity (Rs. bn) 168.95 173.65

Source: Central Bank of Sri Lanka

Share Market

ASPI and S&P SL 20



08-May-24

Daily Turnover (Rs. mn)	2,251.34
Market Capitalization (Rs. bn)	4,901.93
PE Ratio	10.67

Foreign Purchases and Sales

(Rs. mn)

Foreign Purchases	85.30
Foreign Sales	519.03

Source: Colombo Stock Exchange

Energy

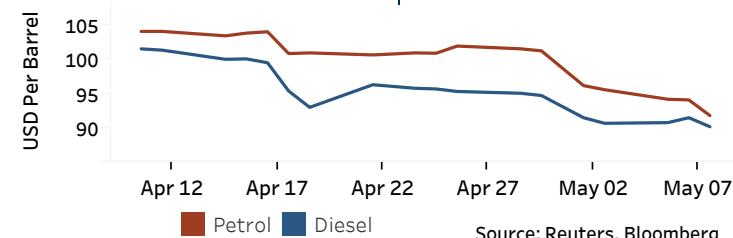
CPC Local Prices (LKR per Litre): Petrol (92 octane): 368.00

Auto Diesel: 333.00

Kerosene: 215.00

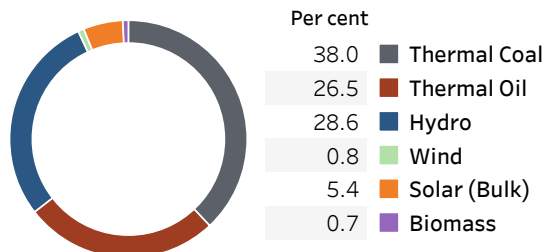
Global Petroleum Products

Crude Oil (USD per Barrel)			Refined (Singapore Platts)		
09-May-24 ^(b)		07-May-24	08-May-24		
Brent	WTI	OPEC	Petrol	Diesel	Kerosene
83.82	79.30	83.60	91.80	90.17	94.27



Electricity Generation

	07-May-24	08-May-24
Total Energy (GWh)	51.82	51.18
Peak Demand (MW)	2,599.10	2,396.00



Source: Ceylon Electricity Board