



Real GDP Growth: 2023 -2.3%

NCPI Y-o-Y Change: March 2.5%

CCPI Y-o-Y Change: April 1.5%

Exchange Rates

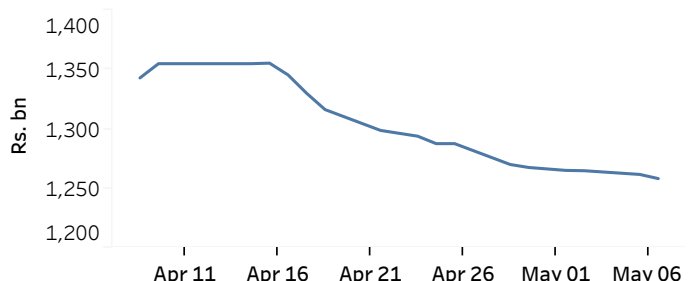
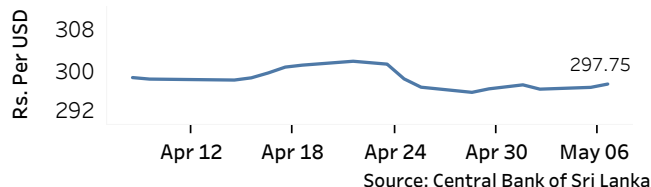
07-May-24	TT Buying	TT Selling
	(Rs. Per Unit)	(Rs. Per Unit)
USD	293.8542	303.0127
GBP	367.0346	382.0404
EUR	314.6081	327.8162
JPY	1.8919	1.9709

Currency in Circulation

(Rs.mn)

03-May-24	06-May-24	07-May-24
1,264,861.19	1,261,737.24	1,258,239.15

Indicative Rate of the USD/LKR Spot Exchange Rate



Money Market

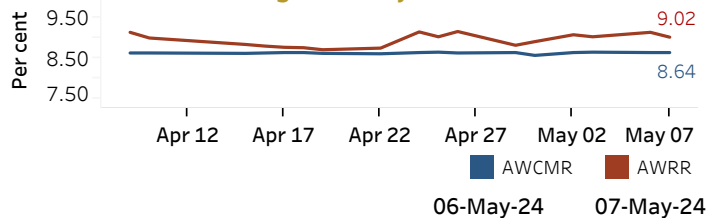
Policy Rates: SDF Rate: 8.50%

SLF Rate: 9.50%

SRR: 2.00%

Weekly AWPR: 10.15%

Overnight Money Market



Yield Rates of T-Bills

(per cent)

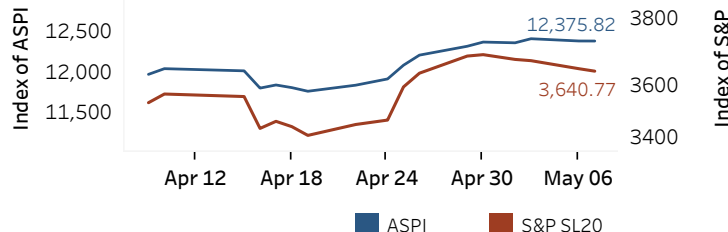
	Primary Market	Secondary Market
	30-Apr-24	07-May-24 ^(a)
91 Day	9.61	9.40
182 Day	9.89	-
364 Day	9.99	-

Source: Central Bank of Sri Lanka

Overnight Liquidity (Rs. bn)	139.25	168.95
------------------------------	--------	--------

Share Market

ASPI and S&P SL 20



07-May-24

Daily Turnover (Rs. mn)	2,027.40
Market Capitalization (Rs. bn)	4,915.27
PE Ratio	10.70

Foreign Purchases and Sales

(Rs. mn)

Foreign Purchases	69.89
Foreign Sales	114.74

Source: Colombo Stock Exchange

Energy

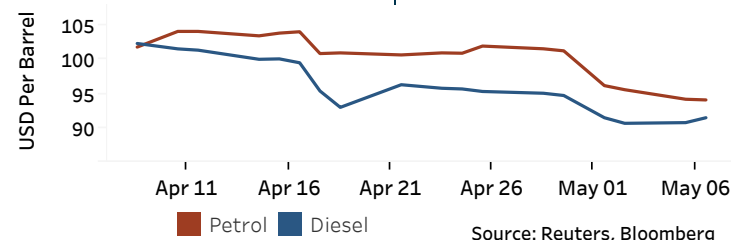
CPC Local Prices (LKR per Litre): Petrol (92 octane): 368.00

Auto Diesel: 333.00

Kerosene: 215.00

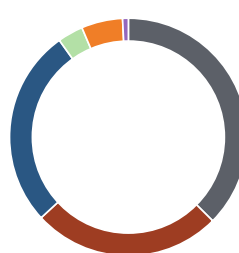
Global Petroleum Products

Crude Oil (USD per Barrel)			Refined (Singapore Platts)		
08-May-24 ^(b)		06-May-24	07-May-24		
Brent	WTI	OPEC	Petrol	Diesel	Kerosene
82.80	78.05	83.74	94.10	91.49	95.23



Electricity Generation

	06-May-24	07-May-24
Total Energy (GWh)	51.41	51.82
Peak Demand (MW)	2,550.60	2,599.10



Per cent

37.4	Thermal Coal
25.7	Thermal Oil
27.0	Hydro
3.5	Wind
5.6	Solar (Bulk)
0.8	Biomass

Source: Ceylon Electricity Board