



Real GDP Growth: 2023 -2.3%

NCPI Y-o-Y Change: March 2.5%

CCPI Y-o-Y Change: April 1.5%

Exchange Rates

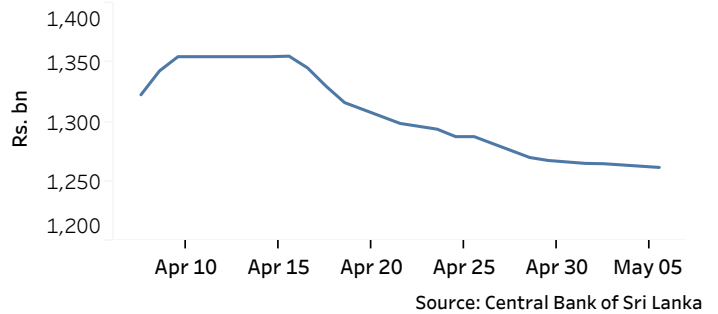
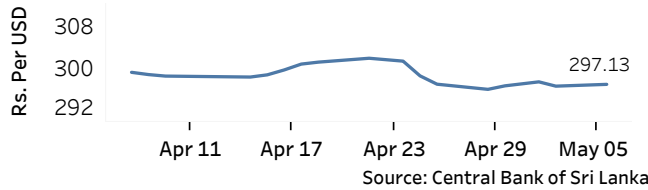
06-May-24	TT Buying	TT Selling
	(Rs. Per Unit)	(Rs. Per Unit)
USD	292.0793	302.3040
GBP	365.6640	380.4884
EUR	313.2810	326.7181
JPY	1.8948	1.9732

Currency in Circulation

(Rs.mn)

02-May-24	03-May-24	06-May-24
1,265,139.69	1,264,861.19	1,261,737.24

Indicative Rate of the USD/LKR Spot Exchange Rate



Money Market

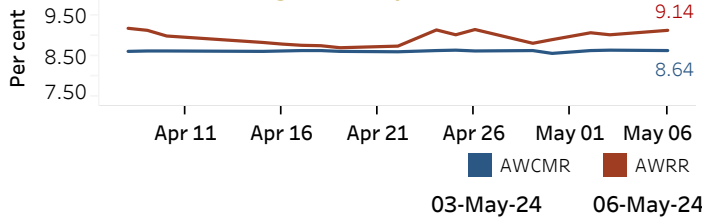
Policy Rates: SDF Rate: 8.50%

SLF Rate: 9.50%

SRR: 2.00%

Weekly AWPR: 10.15%

Overnight Money Market



Yield Rates of T-Bills

(per cent)

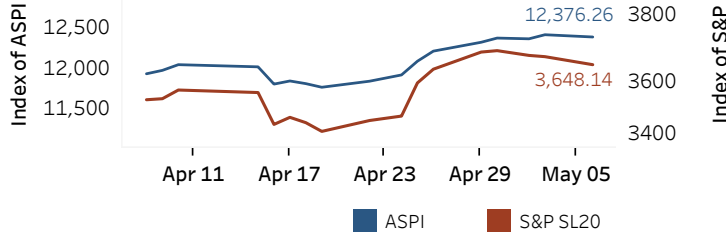
	Primary Market	Secondary Market
	30-Apr-24	06-May-24 ^(a)
91 Day	9.61	9.42
182 Day	9.89	-
364 Day	9.99	-

Source: Central Bank of Sri Lanka

Overnight Liquidity (Rs. bn)	160.03	139.25
------------------------------	--------	--------

Share Market

ASPI and S&P SL 20



06-May-24

Daily Turnover (Rs. mn)	2,134.32
Market Capitalization (Rs. bn)	4,912.50
PE Ratio	10.70

Foreign Purchases and Sales

(Rs. mn)

Foreign Purchases	52.12
Foreign Sales	23.79

Source: Colombo Stock Exchange

Energy

CPC Local Prices (LKR per Litre): Petrol (92 octane): 368.00

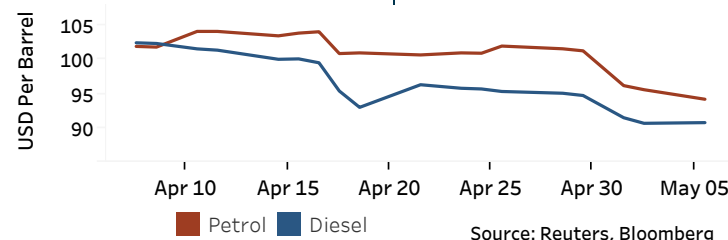
Auto Diesel: 333.00

Kerosene: 215.00

Global Petroleum Products

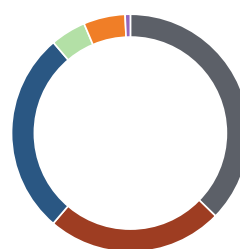
(USD per Barrel)

Crude Oil			Refined (Singapore Platts)		
07-May-24 ^(b)		03-May-24	06-May-24		
Brent	WTI	OPEC	Petrol	Diesel	Kerosene
83.46	78.66	83.79	94.20	90.77	94.43



Electricity Generation

	05-May-24	06-May-24
Total Energy (GWh)	44.80	51.41
Peak Demand (MW)	2,290.30	2,550.60



Per cent

37.3	Thermal Coal
24.0	Thermal Oil
27.5	Hydro
4.8	Wind
5.7	Solar (Bulk)
0.7	Biomass

Source: Ceylon Electricity Board