



Real GDP Growth: 2023 -2.3%

NCPI Y-o-Y Change: March 2.5%

CCPI Y-o-Y Change: April 1.5%

Exchange Rates

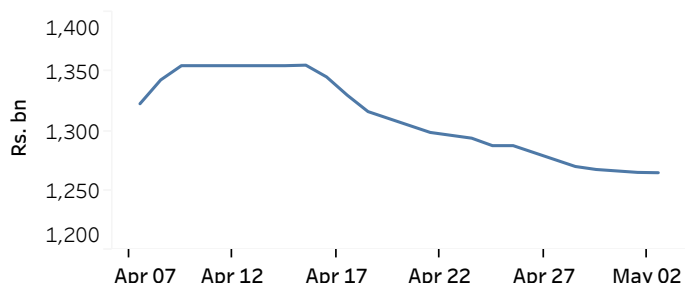
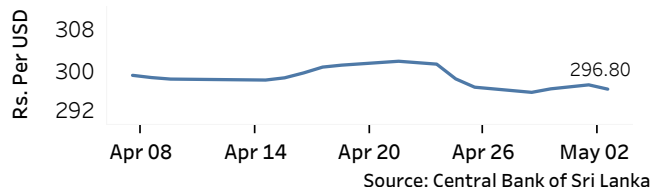
03-May-24	TT Buying	TT Selling
	(Rs. Per Unit)	(Rs. Per Unit)
USD	292.1290	301.9031
GBP	365.4290	380.3502
EUR	312.2567	325.5595
JPY	1.9020	1.9818

Currency in Circulation

(Rs.mn)

01-May-24	02-May-24	03-May-24
1,267,593.33	1,265,139.69	1,264,861.19

Indicative Rate of the USD/LKR Spot Exchange Rate



Money Market

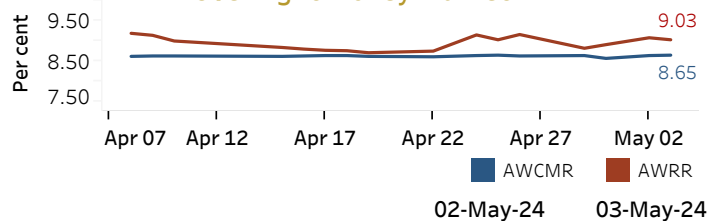
Policy Rates: SDF Rate: 8.50%

SLF Rate: 9.50%

SRR: 2.00%

Weekly AWPR: 10.15%

Overnight Money Market



Yield Rates of T-Bills

(per cent)

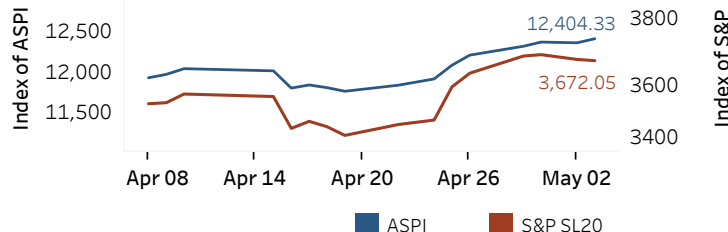
	Primary Market	Secondary Market
	30-Apr-24	03-May-24 ^(a)
91 Day	9.61	9.24
182 Day	9.89	9.90
364 Day	9.99	9.90

Overnight Liquidity (Rs. bn) 167.99 160.03

Source: Central Bank of Sri Lanka

Share Market

ASPI and S&P SL 20



03-May-24

Daily Turnover (Rs. mn)	2,469.18
Market Capitalization (Rs. bn)	4,907.31
PE Ratio	10.69

Foreign Purchases and Sales

(Rs. mn)

Foreign Purchases	71.89
Foreign Sales	128.04

Source: Colombo Stock Exchange

Energy

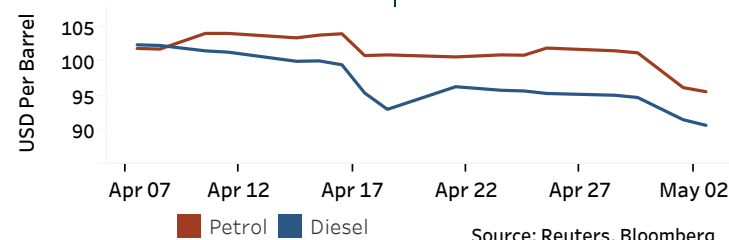
CPC Local Prices (LKR per Litre): Petrol (92 octane): 368.00

Auto Diesel: 333.00

Kerosene: 215.00

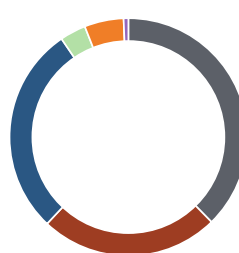
Global Petroleum Products

Crude Oil (USD per Barrel)			Refined (Singapore Platts)		
06-May-24 ^(b)		02-May-24	03-May-24		
Brent	WTI	OPEC	Petrol	Diesel	Kerosene
83.33	78.50	84.23	95.60	90.67	94.44



Electricity Generation

	02-May-24	03-May-24
Total Energy (GWh)	50.07	51.89
Peak Demand (MW)	2,631.10	2,622.60



Per cent

37.7	Thermal Coal
24.3	Thermal Oil
28.5	Hydro
3.5	Wind
5.3	Solar (Bulk)
0.6	Biomass

Source: Ceylon Electricity Board