



Real GDP Growth: 2023 -2.3%

NCPI Y-o-Y Change: March 2.5%

CCPI Y-o-Y Change: April 1.5%

### Exchange Rates

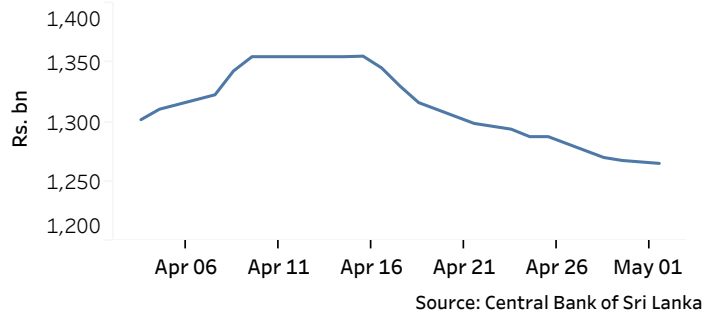
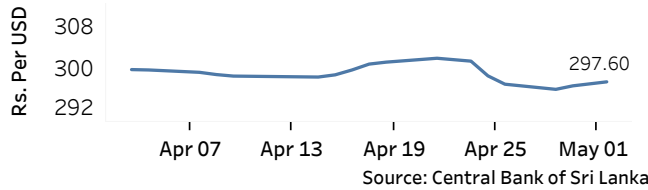
02-May-24	TT Buying	TT Selling
	(Rs. Per Unit)	(Rs. Per Unit)
USD	292.6868	302.3542
GBP	365.5548	380.5301
EUR	312.1023	325.6550
JPY	1.8689	1.9477

### Currency in Circulation

(Rs.mn)

30-Apr-24	01-May-24	02-May-24
1,267,593.33	1,267,593.33	1,265,139.69

### Indicative Rate of the USD/LKR Spot Exchange Rate



### Money Market

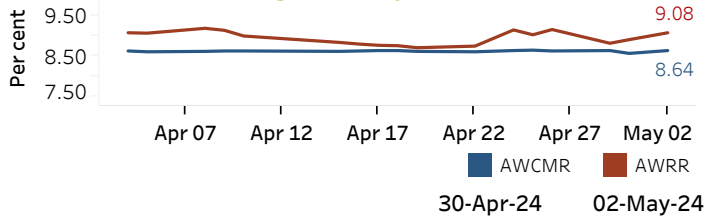
Policy Rates: SDF Rate: 8.50%

SLF Rate: 9.50%

SRR: 2.00%

Weekly AWPR: 10.13%

### Overnight Money Market



### Yield Rates of T-Bills

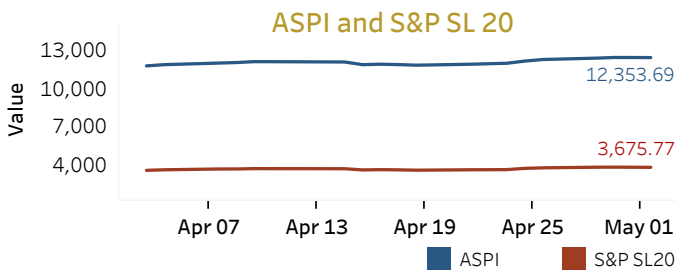
(per cent)

	Primary Market	Secondary Market
	30-Apr-24	02-May-24 <sup>(a)</sup>
91 Day	9.61	9.46
182 Day	9.89	9.89
364 Day	9.99	9.96

Source: Central Bank of Sri Lanka

Overnight Liquidity (Rs. bn)	173.82	167.99
------------------------------	--------	--------

### Share Market



### 02-May-24

Daily Turnover (Rs. mn)	3,078.97
Market Capitalization (Rs. bn)	4,893.10
PE Ratio	10.65

### Foreign Purchases and Sales

(Rs. mn)

Foreign Purchases	100.81
Foreign Sales	193.97

Source: Colombo Stock Exchange

### Energy

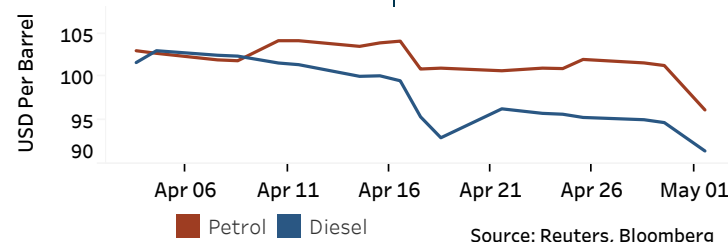
CPC Local Prices (LKR per Litre): Petrol (92 octane): 368.00

Auto Diesel: 333.00

Kerosene: 215.00

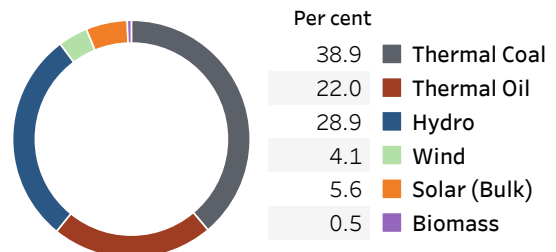
### Global Petroleum Products

Crude Oil (USD per Barrel)			Refined (Singapore Platts)		
03-May-24 <sup>(b)</sup>			02-May-24		
Brent	WTI	OPEC	Petrol	Diesel	Kerosene
83.85	79.14	87.83	96.20	91.49	95.61



### Electricity Generation

	01-May-24	02-May-24
Total Energy (GWh)	40.00	50.07
Peak Demand (MW)	2,222.30	2,631.10



Source: Ceylon Electricity Board