



Real GDP Growth: 2023 -2.3%

NCPI Y-o-Y Change: March 2.5%

2.5%

CCPI Y-o-Y Change: April 1.5%

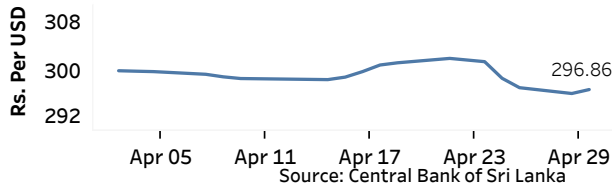
1.5%

Exchange Rates

(Rs. Per Unit)

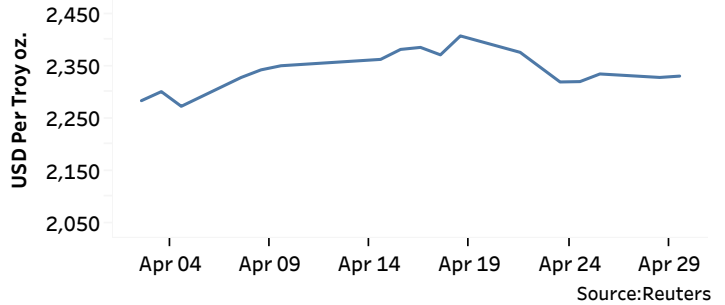
30-Apr-24	TT Buying	TT Selling
USD	293.4489	302.7600
GBP	366.4119	381.5194
EUR	312.4107	325.7999
JPY	1.8616	1.9411

Indicative Rate of the USD/LKR Spot Exchange Rate



Gold Price

26-Apr-24	29-Apr-24	30-Apr-24
USD 2,334.52	USD 2,327.85	USD 2,330.40



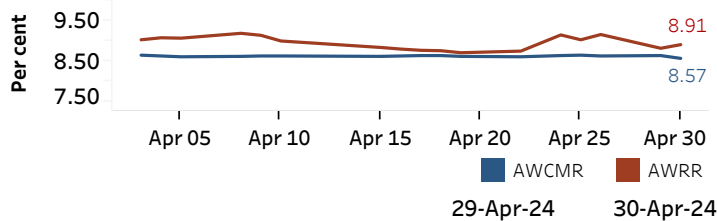
Money Market

Policy Rates: SDF Rate: 8.50%

SLF Rate: 9.50%

SRR: 2.00%

Overnight Money Market



Yield Rates of T-Bills

(per cent)

Primary Market 30-Apr-24 Secondary Market 30-Apr-24^(a)

Term	Primary Market 30-Apr-24	Secondary Market 30-Apr-24 ^(a)
91 Day	9.61	9.62
182 Day	9.89	9.88
364 Day	9.99	9.99

Source: Central Bank of Sri Lanka

Overnight Liquidity (Rs. bn)	29-Apr-24	30-Apr-24
	130.23	173.82

Share Market

30-Apr-24

ASPI	▲	12,362.95
S&P	▲	3,689.97

Daily Turnover

Rs. 3,836.11 mn

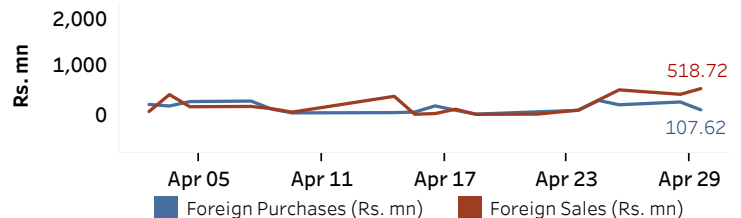
Market Capitalisation

Rs. 4,893.87 bn

PE Ratio

10.66

Foreign Purchases and Sales

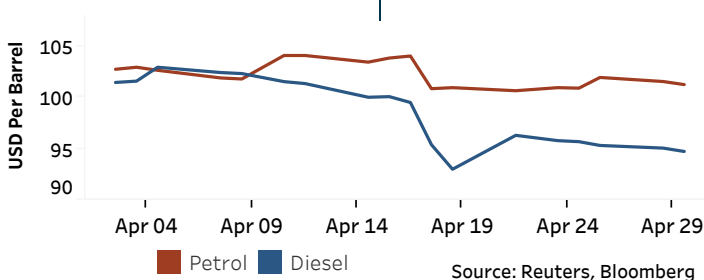


Source: Colombo Stock Exchange

Energy

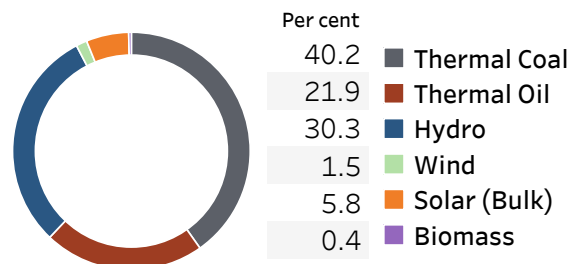
Petroleum Products (USD per Barrel)

Crude Oil			Refined (Singapore Platts)		
02-May-24 ^(b)	29-Apr-24		30-Apr-24		
Brent	WTI	OPEC	Petrol	Diesel	Kerosene
83.75	79.30	88.72	101.30	94.75	99.05



Electricity Generation

	29-Apr-24	30-Apr-24
Total Energy (GWh)	49.78	48.56
Peak Demand (MW)	2,340.60	2,372.50



Source: Ceylon Electricity Board