



Real GDP Growth: 2023 -2.3%

NCPI Y-o-Y Change: March 2.5%

2.5%

CCPI Y-o-Y Change: March 0.9%

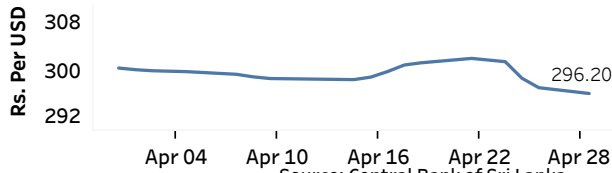
0.9%

### Exchange Rates

(Rs. Per Unit)

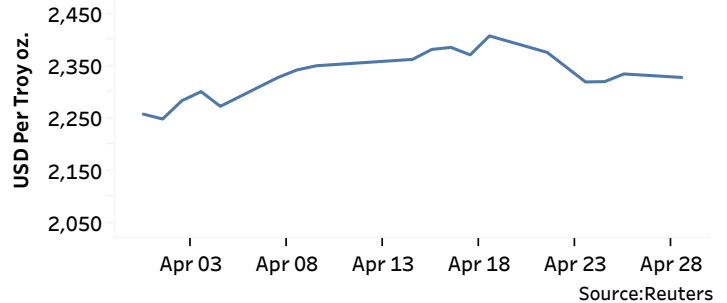
29-Apr-24	TT Buying	TT Selling
USD	291.5224	300.9597
GBP	363.6967	378.4707
EUR	310.9302	324.1815
JPY	1.8214	1.8988

### Indicative Rate of the USD/LKR Spot Exchange Rate



### Gold Price

25-Apr-24	26-Apr-24	29-Apr-24
USD 2,319.91	USD 2,334.52	USD 2,327.85



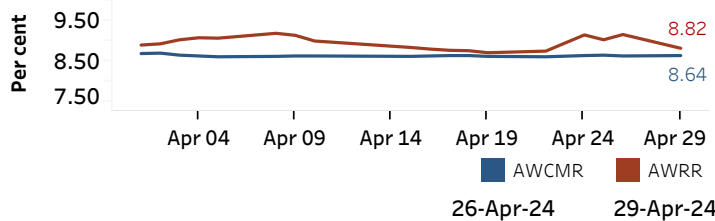
### Money Market

Policy Rates: SDF Rate: 8.50%

SLF Rate: 9.50%

SRR: 2.00%

### Overnight Money Market



### Yield Rates of T-Bills

(per cent)

Primary Market 24-Apr-24 Secondary Market 29-Apr-24<sup>(a)</sup>

	24-Apr-24	29-Apr-24 <sup>(a)</sup>
91 Day	9.90	9.71
182 Day	10.08	10.10
364 Day	10.21	-

Source: Central Bank of Sri Lanka

Overnight Liquidity (Rs. bn)	26-Apr-24	29-Apr-24
	169.29	130.23

### Share Market

29-Apr-24

ASPI	▲	12,310.95
S&P	▲	3,685.77

### Daily Turnover

Rs.4,139.46 mn

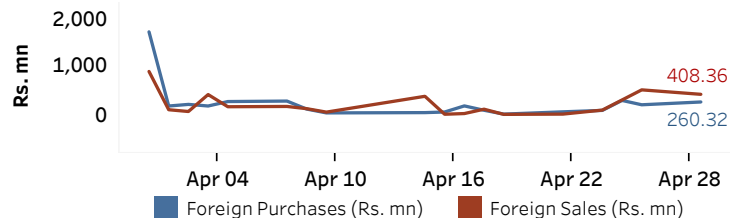
Market Capitalisation

Rs. 4,862.99 bn

PE Ratio

10.59

### Foreign Purchases and Sales

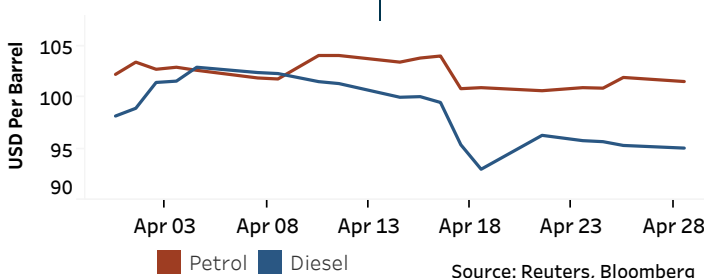


Source: Colombo Stock Exchange

### Energy

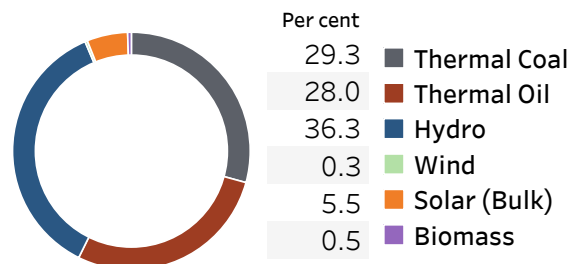
#### Petroleum Products (USD per Barrel)

Crude Oil			Refined (Singapore Platts)		
30-Apr-24 <sup>(b)</sup>			29-Apr-24		
Brent	WTI	OPEC	Petrol	Diesel	Kerosene
88.33	82.52	89.19	101.60	95.08	99.57



#### Electricity Generation

	28-Apr-24	29-Apr-24
Total Energy (GWh)	42.39	49.78
Peak Demand (MW)	2,328.20	2,340.60



Source: Ceylon Electricity Board