



Real GDP Growth: 2023 -2.3%

NCPI Y-o-Y Change: March 2.5%

2.5%

CCPI Y-o-Y Change: March 0.9%

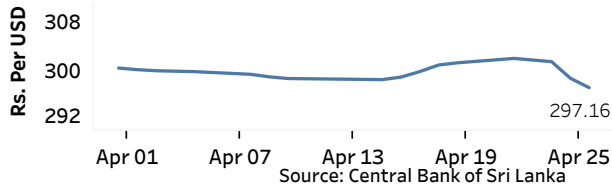
0.9%

Exchange Rates

(Rs. Per Unit)

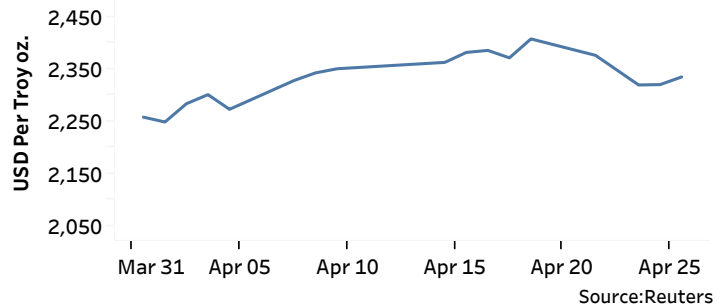
26-Apr-24	TT Buying	TT Selling
USD	291.8770	301.2928
GBP	363.4104	378.1506
EUR	311.2527	324.7033
JPY	1.8673	1.9455

Indicative Rate of the USD/LKR Spot Exchange Rate



Gold Price

24-Apr-24	25-Apr-24	26-Apr-24
USD 2,319.22	USD 2,319.91	USD 2,334.52



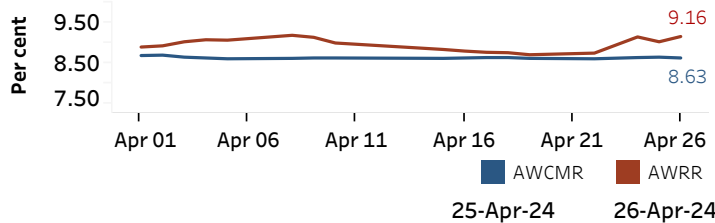
Money Market

Policy Rates: SDF Rate: 8.50%

SLF Rate: 9.50%

SRR: 2.00%

Overnight Money Market



Yield Rates of T-Bills

(per cent)

Primary Market 24-Apr-24 Secondary Market 26-Apr-24^(a)

	24-Apr-24	26-Apr-24 ^(a)
91 Day	9.90	9.81
182 Day	10.08	9.91
364 Day	10.21	10.14

Source: Central Bank of Sri Lanka

Overnight Liquidity (Rs. bn)	25-Apr-24	26-Apr-24
	145.67	169.29

Share Market

26-Apr-24

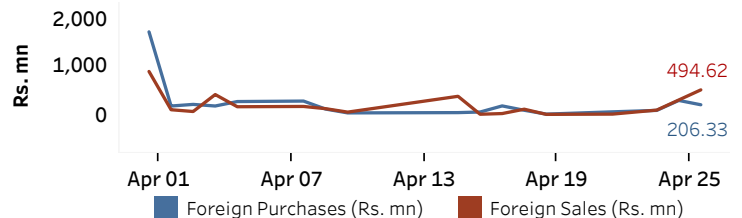
ASPI	▲	12,201.01
S&P	▲	3,634.73

Daily Turnover

Rs.4,128.63 mn

Market Capitalisation	PE Ratio
Rs. 4,842.86 bn	10.55

Foreign Purchases and Sales

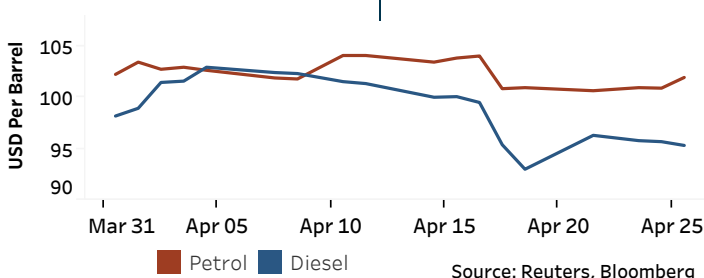


Source: Colombo Stock Exchange

Energy

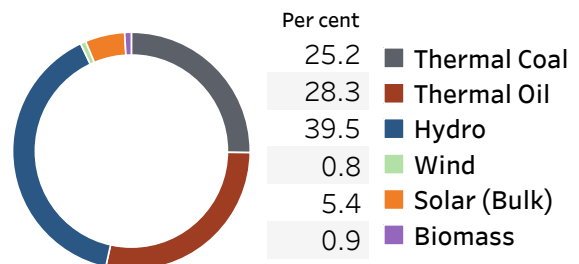
Petroleum Products (USD per Barrel)

Crude Oil			Refined (Singapore Platts)		
29-Apr-24 ^(b)			26-Apr-24		
Brent	WTI	OPEC	Petrol	Diesel	Kerosene
88.61	83.05	88.39	102.00	95.34	99.75



Electricity Generation

	25-Apr-24	26-Apr-24
Total Energy (GWh)	50.47	51.20
Peak Demand (MW)	2,574.30	2,602.60



Source: Ceylon Electricity Board