



Real GDP Growth: 2023 -2.3%

NCPI Y-o-Y Change: March 2.5%

2.5%

CCPI Y-o-Y Change: March 0.9%

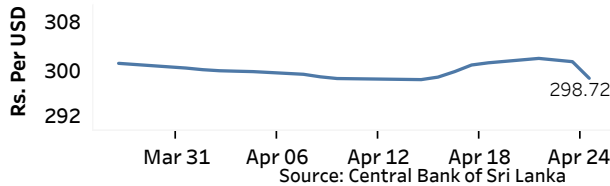
0.9%

### Exchange Rates

(Rs. Per Unit)

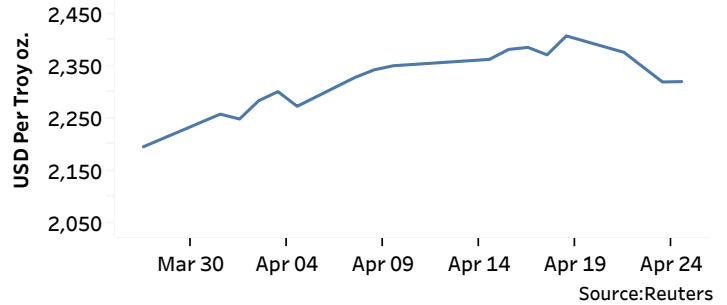
25-Apr-24	TT Buying	TT Selling
USD	292.7078	302.5848
GBP	363.5638	378.6884
EUR	311.9819	325.4759
JPY	1.8765	1.9553

### Indicative Rate of the USD/LKR Spot Exchange Rate



### Gold Price

22-Apr-24	24-Apr-24	25-Apr-24
USD 2,375.80	USD 2,319.22	USD 2,319.91



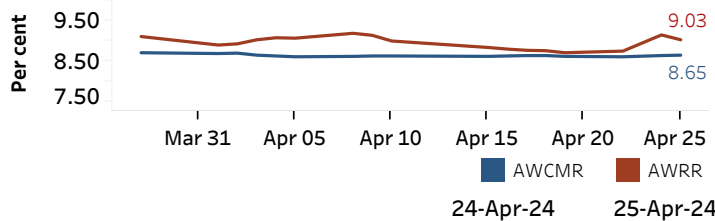
### Money Market

Policy Rates: SDF Rate: 8.50%

SLF Rate: 9.50%

SRR: 2.00%

### Overnight Money Market



### Yield Rates of T-Bills

(per cent)

Primary Market 24-Apr-24 Secondary Market 25-Apr-24<sup>(a)</sup>

Term	24-Apr-24	25-Apr-24
91 Day	9.90	-
182 Day	10.08	10.12
364 Day	10.21	-

Source: Central Bank of Sri Lanka

Overnight Liquidity (Rs. bn)	24-Apr-24	25-Apr-24
	155.38	145.67

### Share Market

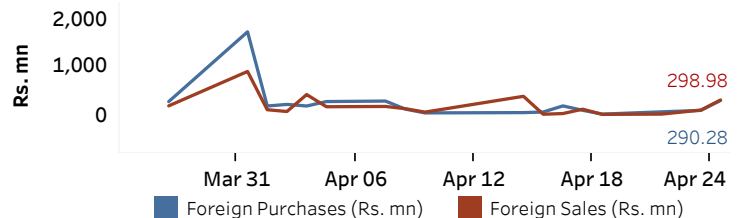
25-Apr-24

ASPI	▲	12,075.98
S&P	▲	3,593.83

### Daily Turnover

Rs.2,913.18 mn

Market Capitalisation	PE Ratio
Rs. 4,807.81 bn	10.47

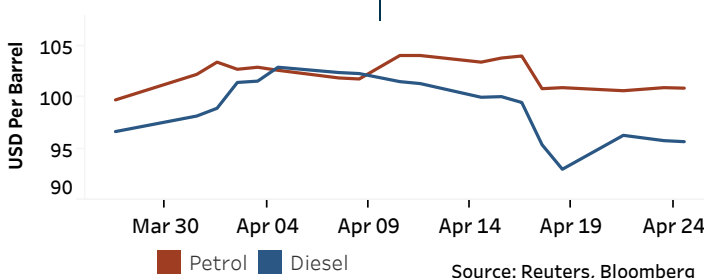


Source: Colombo Stock Exchange

### Energy

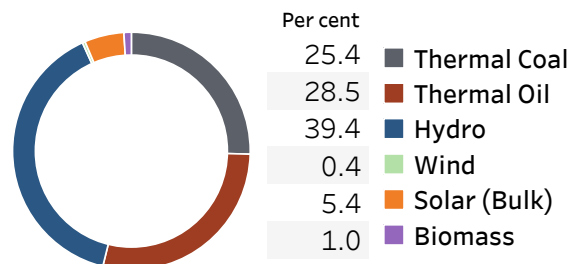
#### Petroleum Products (USD per Barrel)

Crude Oil			Refined (Singapore Platts)		
26-Apr-24 <sup>(b)</sup>	24-Apr-24	25-Apr-24	24-Apr-24	25-Apr-24	25-Apr-24
Brent	WTI	OPEC	Petrol	Diesel	Kerosene
89.28	83.82	88.45	100.95	95.71	99.84



#### Electricity Generation

	24-Apr-24	25-Apr-24
Total Energy (GWh)	49.05	50.47
Peak Demand (MW)	2,420.60	2,574.30



Source: Ceylon Electricity Board