



Real GDP Growth: 2023 -2.3%

NCPI Y-o-Y Change: March 2.5%

2.5%

CCPI Y-o-Y Change: March 0.9%

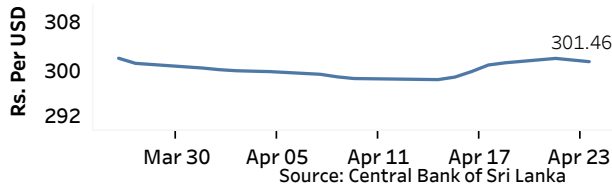
0.9%

### Exchange Rates

(Rs. Per Unit)

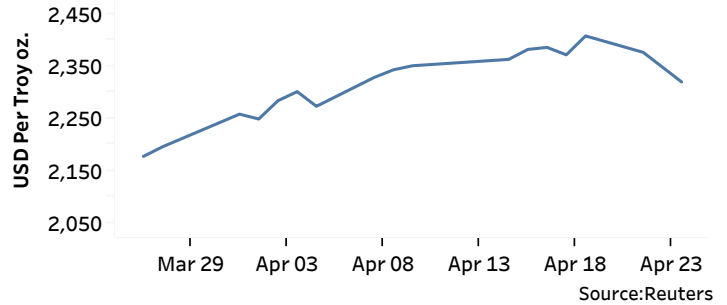
24-Apr-24	TT Buying	TT Selling
USD	295.4376	305.3930
GBP	366.7906	381.5817
EUR	314.9544	328.3713
JPY	1.9017	1.9810

### Indicative Rate of the USD/LKR Spot Exchange Rate



### Gold Price

19-Apr-24	22-Apr-24	24-Apr-24
USD 2,407.19	USD 2,375.80	USD 2,319.22



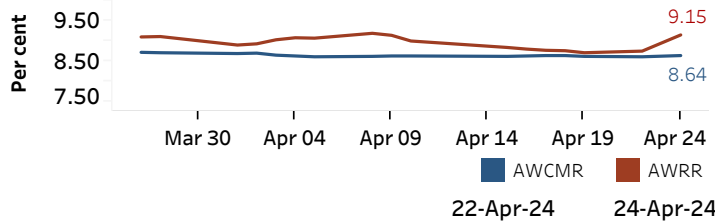
### Money Market

Policy Rates: SDF Rate: 8.50%

SLF Rate: 9.50%

SRR: 2.00%

### Overnight Money Market



### Yield Rates of T-Bills

(per cent)

Primary Market 24-Apr-24 Secondary Market 24-Apr-24<sup>(a)</sup>

Term	Primary Market 24-Apr-24	Secondary Market 24-Apr-24 <sup>(a)</sup>
91 Day	9.90	9.92
182 Day	10.08	10.09
364 Day	10.21	10.20

Source: Central Bank of Sri Lanka

Overnight Liquidity (Rs. bn)	22-Apr-24	24-Apr-24
	116.84	155.38

### Share Market

24-Apr-24

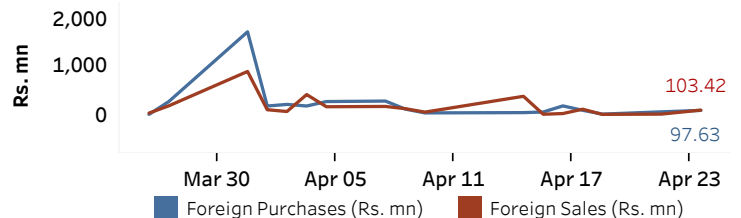
ASPI	▲	11,905.72
S&P	▲	3,495.06

### Daily Turnover

Rs.2,513.01 mn

Market Capitalisation	PE Ratio
Rs. 4,764.21 bn	10.37

### Foreign Purchases and Sales

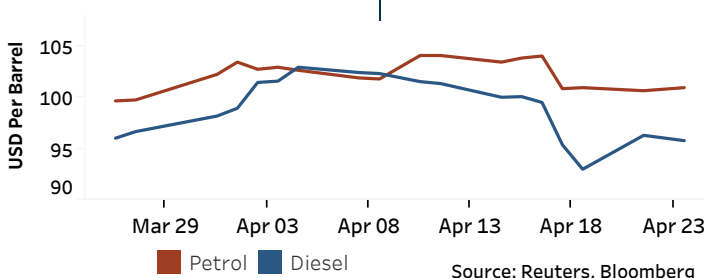


Source: Colombo Stock Exchange

### Energy

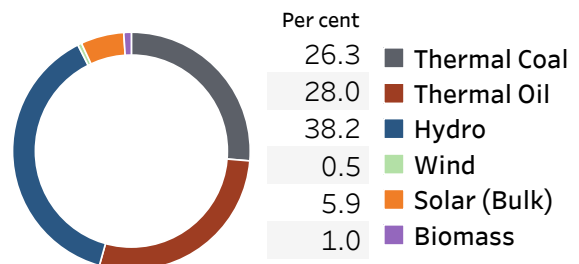
#### Petroleum Products (USD per Barrel)

Crude Oil			Refined (Singapore Platts)		
25-Apr-24 <sup>(b)</sup>	22-Apr-24	24-Apr-24	Petrol	Diesel	Kerosene
Brent	WTI	OPEC	101.00	95.81	99.85
87.84	82.61	86.51			



#### Electricity Generation

	23-Apr-24	24-Apr-24
Total Energy (GWh)	43.74	49.05
Peak Demand (MW)	2,224.60	2,420.60



Source: Ceylon Electricity Board