



Real GDP Growth: 2023 -2.3%

NCPI Y-o-Y Change: March 2.5%

2.5%

CCPI Y-o-Y Change: March 0.9%

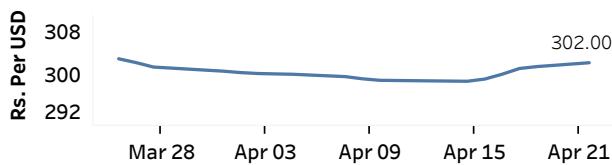
0.9%

Exchange Rates

(Rs. Per Unit)

22-Apr-24	TT Buying	TT Selling
USD	297.0024	306.4586
GBP	366.2541	381.1929
EUR	315.2655	328.5977
JPY	1.9124	1.9915

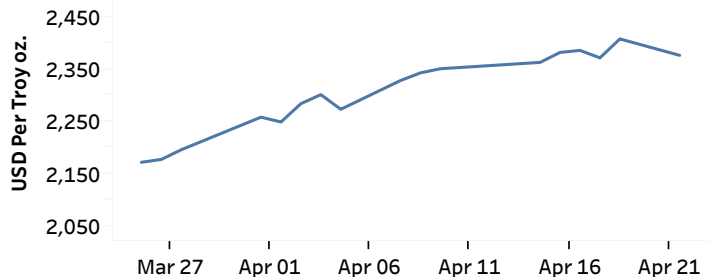
Indicative Rate of the USD/LKR Spot Exchange Rate



Source: Central Bank of Sri Lanka

Gold Price

18-Apr-24	19-Apr-24	22-Apr-24
USD 2,371.03	USD 2,407.19	USD 2,375.80



Source: Reuters

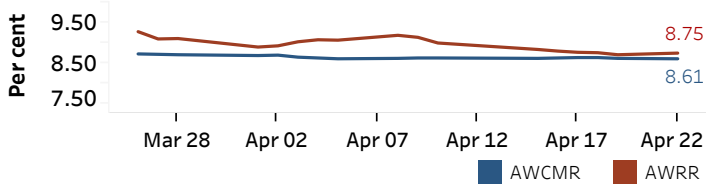
Money Market

Policy Rates: SDF Rate: 8.50%

SLF Rate: 9.50%

SRR: 2.00%

Overnight Money Market



Yield Rates of T-Bills

(per cent)

Primary Market 17-Apr-24 Secondary Market 22-Apr-24^(a)

Term	Primary Market (17-Apr-24)	Secondary Market (22-Apr-24)
91 Day	10.03	-
182 Day	10.22	-
364 Day	10.23	10.07

Source: Central Bank of Sri Lanka

Overnight Liquidity (Rs. bn)	19-Apr-24	22-Apr-24
	134.03	116.84

Share Market

22-Apr-24

ASPI	▲	11,828.22
S&P	▲	3,481.89

Daily Turnover

Rs.1,304.49 mn

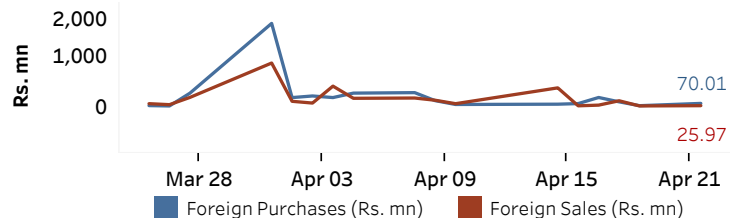
Market Capitalisation

Rs. 4,718.16 bn

PE Ratio

10.27

Foreign Purchases and Sales

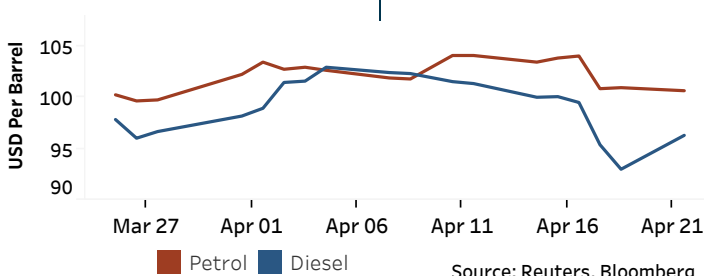


Source: Colombo Stock Exchange

Energy

Petroleum Products (USD per Barrel)

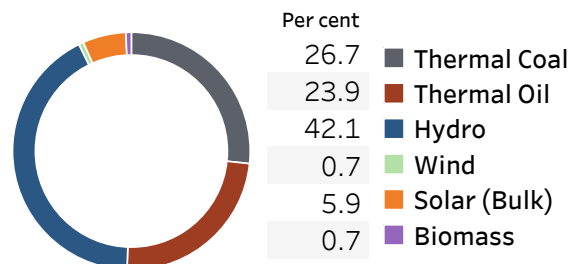
Crude Oil			Refined (Singapore Platts)		
24-Apr-24 ^(b)	22-Apr-24		22-Apr-24		
Brent	WTI	OPEC	Petrol	Diesel	Kerosene
88.38	83.34	86.51	100.70	96.33	100.29



Source: Reuters, Bloomberg

Electricity Generation

	21-Apr-24	22-Apr-24
Total Energy (GWh)	42.06	48.69
Peak Demand (MW)	2,290.70	2,468.90



Source: Ceylon Electricity Board