



Real GDP Growth: 2023 -2.3%

NCPI Y-o-Y Change: February 5.1%

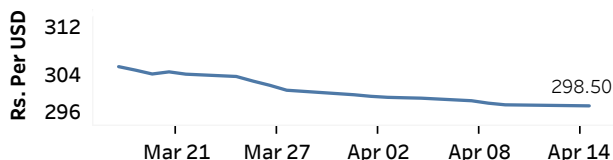
CCPI Y-o-Y Change: March 0.9%

### Exchange Rates

(Rs. Per Unit)

15-Apr-24	TT Buying	TT Selling
USD	293.7979	303.2586
GBP	364.3719	379.6134
EUR	311.1043	324.7733
JPY	1.9036	1.9826

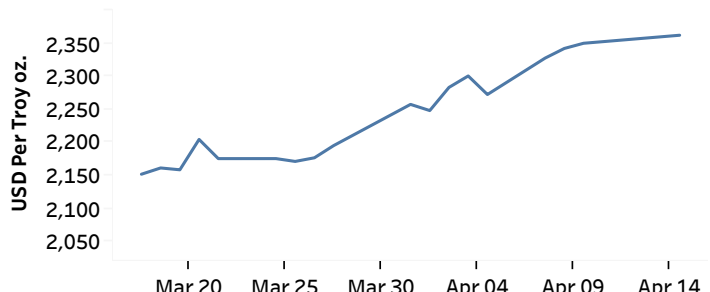
#### Indicative Rate of the USD/LKR Spot Exchange Rate



Source: Central Bank of Sri Lanka

### Gold Price

09-Apr-24	10-Apr-24	15-Apr-24
USD 2,342.35	USD 2,350.19	USD 2,362.34



Source: Reuters

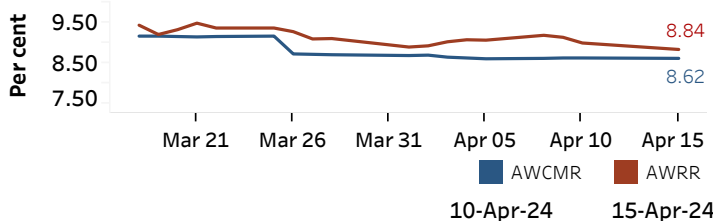
### Money Market

Policy Rates: SDF Rate: 8.50%

SLF Rate: 9.50%

SRR: 2.00%

#### Overnight Money Market



#### Yield Rates of T-Bills

(per cent)

	Primary Market 09-Apr-24	Secondary Market 15-Apr-24 <sup>(a)</sup>
91 Day	10.10	10.11
182 Day	10.27	10.21
364 Day	10.27	-

Source: Central Bank of Sri Lanka

Overnight Liquidity (Rs. bn)	10-Apr-24	15-Apr-24
	164.81	74.97

### Share Market

15-Apr-24

ASPI	▼	12,006.20
S&P	▼	3,565.17

#### Daily Turnover

Rs.2,564.85 mn

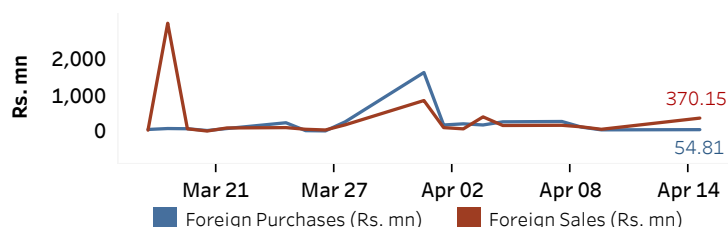
#### Market Capitalisation

Rs. 4,714.52 bn

#### PE Ratio

10.27

#### Foreign Purchases and Sales

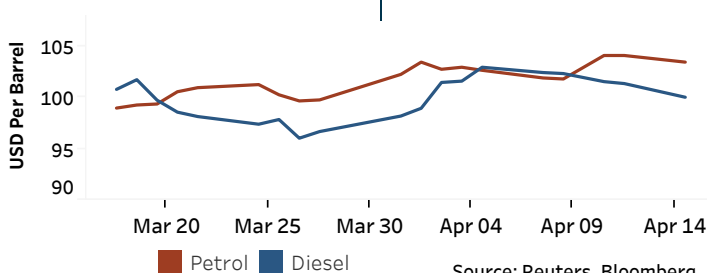


Source: Colombo Stock Exchange

### Energy

#### Petroleum Products (USD per Barrel)

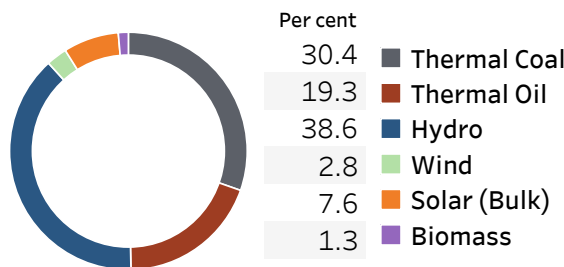
Crude Oil			Refined (Singapore Platts)		
16-Apr-24 <sup>(b)</sup>			15-Apr-24		
Brent	WTI	OPEC	Petrol	Diesel	Kerosene
90.65	86.00	90.77	103.50	100.06	104.49



Source: Reuters, Bloomberg

#### Electricity Generation

	14-Apr-24	15-Apr-24
Total Energy (GWh)	31.75	34.36
Peak Demand (MW)	1,727.80	1,836.60



Source: Ceylon Electricity Board