



Real GDP Growth: 2023 -2.3%

NCPI Y-o-Y Change: February 5.1%

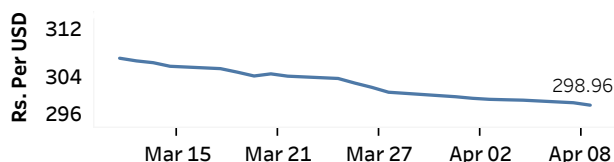
CCPI Y-o-Y Change: March 0.9%

Exchange Rates

(Rs. Per Unit)

09-Apr-24	TT Buying	TT Selling
USD	294.0863	303.4415
GBP	370.7110	385.6546
EUR	317.5971	331.1643
JPY	1.9283	2.0083

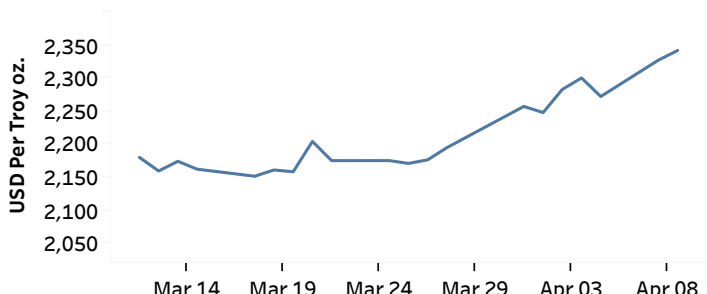
Indicative Rate of the USD/LKR Spot Exchange Rate



Source: Central Bank of Sri Lanka

Gold Price

05-Apr-24	08-Apr-24	09-Apr-24
USD 2,272.70	USD 2,327.74	USD 2,342.35



Source: Reuters

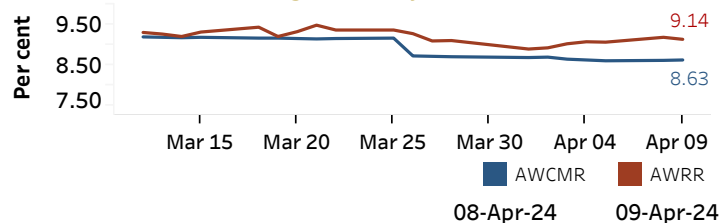
Money Market

Policy Rates: SDF Rate: 8.50%

SLF Rate: 9.50%

SRR: 2.00%

Overnight Money Market



Yield Rates of T-Bills

(per cent)

	Primary Market 09-Apr-24	Secondary Market 09-Apr-24 ^(a)
91 Day	10.10	10.15
182 Day	10.27	10.29
364 Day	10.27	10.28

Overnight Liquidity (Rs. bn)	08-Apr-24	09-Apr-24
	158.60	149.03

Source: Central Bank of Sri Lanka

Share Market

09-Apr-24

ASPI	▲	11,962.49
S&P	▲	3,546.83

Daily Turnover

Rs.2,550.39 mn

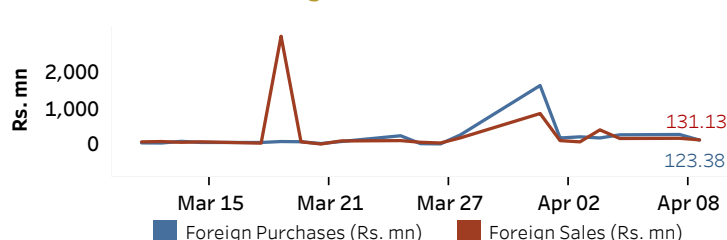
Market Capitalisation

Rs. 4,667.14 bn

PE Ratio

10.16

Foreign Purchases and Sales

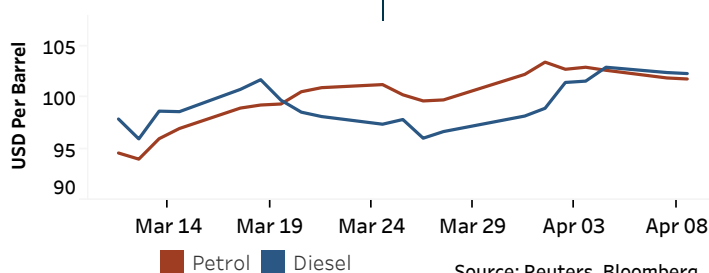


Source: Colombo Stock Exchange

Energy

Petroleum Products (USD per Barrel)

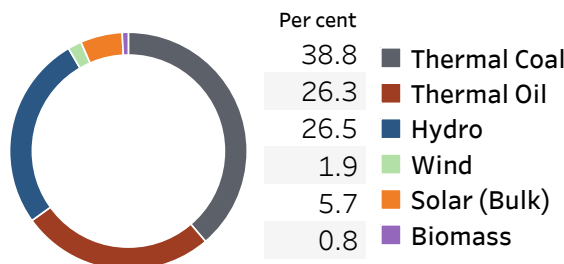
Crude Oil			Refined (Singapore Platts)		
10-Apr-24 ^(b)	08-Apr-24	09-Apr-24	08-Apr-24	09-Apr-24	09-Apr-24
Brent	WTI	OPEC	Petrol	Diesel	Kerosene
89.60	85.40	90.29	101.85	102.38	107.15



Source: Reuters, Bloomberg

Electricity Generation

	08-Apr-24	09-Apr-24
Total Energy (GWh)	50.86	50.11
Peak Demand (MW)	2,590.90	2,546.00



Source: Ceylon Electricity Board