



Real GDP Growth: 2023 -2.3%

NCPI Y-o-Y Change: February 5.1%

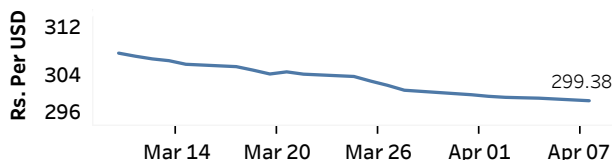
CCPI Y-o-Y Change: March 0.9%

Exchange Rates

(Rs. Per Unit)

08-Apr-24	TT Buying	TT Selling
USD	294.3442	303.8976
GBP	370.2880	385.5072
EUR	317.3628	331.0309
JPY	1.9302	2.0130

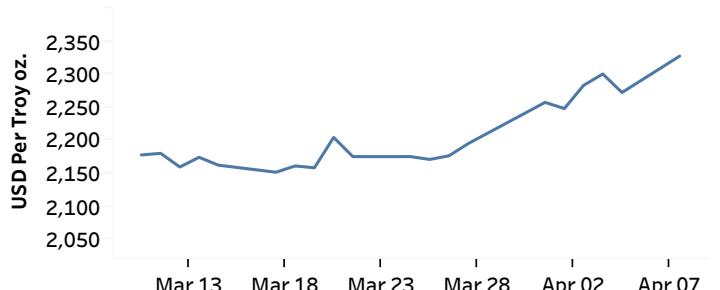
Indicative Rate of the USD/LKR Spot Exchange Rate



Source: Central Bank of Sri Lanka

Gold Price

04-Apr-24	05-Apr-24	08-Apr-24
USD 2,300.75	USD 2,272.70	USD 2,327.74



Source: Reuters

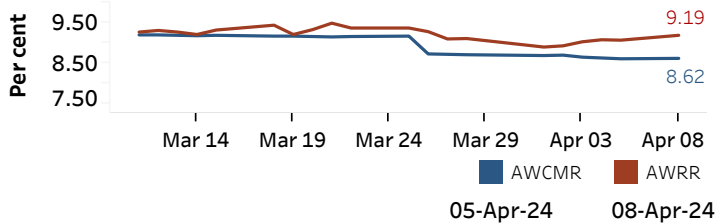
Money Market

Policy Rates: SDF Rate: 8.50%

SLF Rate: 9.50%

SRR: 2.00%

Overnight Money Market



Overnight Liquidity (Rs. bn) 134.21 158.60

Yield Rates of T-Bills

(per cent)

	Primary Market 03-Apr-24	Secondary Market 08-Apr-24 ^(a)
91 Day	10.11	10.09
182 Day	10.30	10.00
364 Day	10.28	-

Source: Central Bank of Sri Lanka

Share Market

08-Apr-24

ASPI	▲	11,920.00
S&P	▲	3,543.71

Daily Turnover

Rs. 3,202.90 mn

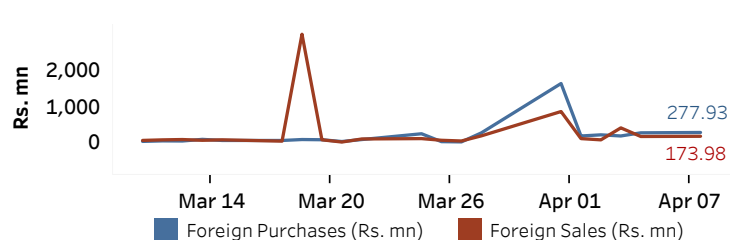
Market Capitalisation

Rs. 4,645.35 bn

PE Ratio

10.12

Foreign Purchases and Sales

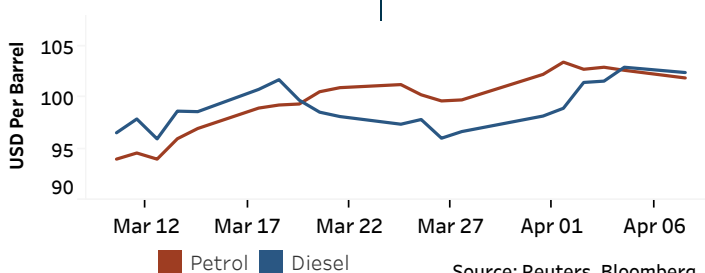


Source: Colombo Stock Exchange

Energy

Petroleum Products (USD per Barrel)

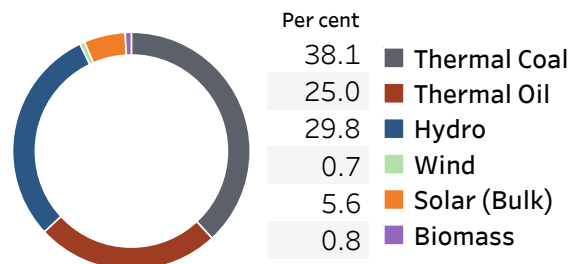
Crude Oil			Refined (Singapore Platts)		
09-Apr-24 ^(b)	05-Apr-24	08-Apr-24	09-Apr-24 ^(b)	05-Apr-24	08-Apr-24
Brent	WTI	OPEC	Petrol	Diesel	Kerosene
90.63	86.64	91.12	101.95	102.48	107.23



Source: Reuters, Bloomberg

Electricity Generation

	07-Apr-24	08-Apr-24
Total Energy (GWh)	44.83	50.86
Peak Demand (MW)	2,382.30	2,590.90



Source: Ceylon Electricity Board